

**Municipality of Grey Highlands
Road Needs Study**

**Municipality of Grey Highlands
206 Toronto Street South, Unit 1
Markdale, Ontario N0C 1H0**



BURNSIDE

Municipality of Grey Highlands Road Needs Study

**Municipality of Grey Highlands
206 Toronto Street South, Unit 1
Markdale, Ontario N0C 1H0**

**R.J. Burnside & Associates Limited
3 Ronell Crescent
Collingwood ON L9Y 4J6 CANADA**

**September 2023 (Revised January 2024)
300055852.0000**


Distribution List

No. of Hard Copies	PDF	Email	Organization Name
0	Yes	Yes	Municipality of Grey Highlands


Record of Revisions

Revision	Date	Description
0	August 2023	Initial Submission to Municipality of Grey Highlands
1	September 2023	2 nd Draft Submission to Municipality of Grey Highlands
2	January 2024	Final Submission to Municipality of Grey Highlands

R.J. Burnside & Associates Limited**Report Prepared By:**


Ethan McCaw
Transportation Planner
EM:cvh

Report Reviewed By:


Henry Centen, P.Eng
Senior Engineer – Transportation



Executive Summary

R.J. Burnside & Associates Limited (Burnside) was retained by the Municipality of Grey Highlands (Municipality) to conduct a Road Needs Study (RNS) update. This RNS provides an updated inventory of the Municipality's road network, established the updated physical condition of hardtop and select gravel roads and determines the road maintenance and improvement needs and costs. A general prioritization of the road needs is provided, to assist the Municipality in the development of a multi-year capital plan that will assist the Municipality in asset management planning.

Inventory of Roads

Road Inventory information was collected, and condition ratings were established in May 2023 for a total of 297.79 km, consisting of 218.32 km of hard-top 79.44 km of gravel and 0.03 km of earth roads within the Municipality's road network. The Municipality's road network consists of a total of 674.48 km of roads comprised of:

- 0.03 km of rural earth roads.
- 441.78 km of rural gravel roads.
- 14.35 km of semi-urban gravel roads.
- 39.26 km of rural surface treated roads.
- 6.70 km of semi-urban surface treated roads.
- 136.48 km of rural asphalt roads.
- 26.75 km of semi-urban asphalt roads.
- 9.12 km of urban asphalt roads.

Maps of the overall surface types can be found in Appendix A, along with a spreadsheet of the road network inventory and condition data.

Traffic volumes ranges for this study are based on recent count data collected by the Municipality over the past several years.

Assessment of Road Needs

An Overall Condition Rating (OCR) was established for each road segment within the network, based on methodology developed by Burnside for this study. The OCR has been used to assess the improvement requirements for each road segment within the road network, together with functional needs of the road and of local knowledge from Municipal staff. An improvement matrix has been developed by Burnside for the Municipality that identifies the appropriate improvement type considering various factors such as the condition of the road, roadside environment, surface type, traffic volumes and recommended best practices for the life cycle management of road network assets. Lifecycle improvements include routine maintenance, preventive maintenance,

resurfacing, rehabilitation, and reconstruction. A Priority Rating was developed to prioritize improvement needs.

The primary conclusions and recommendations made in this RNS are as follows:

- The conditions and improvement/maintenance needs of the road network are shown on the map, and spreadsheet in Appendix C of this report.
- The estimated total cost of hardtop road improvements/maintenance in the Municipality has been determined to be \$8,804,220, which equates to \$40,327 per km of existing hardtop roads (i.e., 218.32 km of hardtop roads).
- About 157.64 km (72.21 %) of the Municipality's hardtop roads are in good/satisfactory condition, about 26.73 km (12.24 %) in fair condition, about 19.27 km (8.82 %) in poor condition, about 12.89 km (5.90 %) in very poor condition, and 1.80 km (0.82 %) in serious condition.
- Roads that may warrant upgrading of surface type have been identified, based on traffic volume criteria. Where required, the preferred surface upgrade is to an asphalt surface (i.e., High Class Bituminous, HCB). Upgrading of surface type may be considered at the time that any future rehabilitation work is required to address condition needs.
- Road sections with the following issues/deficiencies in road geometrics have been identified in this RNS:
 - Roads with deficient horizontal or vertical alignments.
 - Roads with less than tolerable road widths.
 - Upgrading of road geometrics may be considered at the time that future rehabilitation work is required to address condition needs.

Burnside gratefully acknowledges the assistance and contribution of the Municipal staff in the preparation of this study.

Table of Contents

1.0	Introduction.....	1
1.1	Boundary Roads.....	1
1.2	Previous Planning Studies	4
2.0	The Road Study.....	4
2.1	Road Inventory	4
2.2	Functional Road Classification.....	6
2.3	Traffic Considerations.....	7
2.4	Review of Truck Volumes and C4 Zones	8
2.5	Roadside Environment and Road Surface Type	11
3.0	Methodology and Analysis.....	14
3.1	Hard-top Condition Ratings.....	14
3.2	Gravel Road Condition Ratings.....	15
3.3	Improvement Unit Costs	16
3.4	Improvement Types	16
3.5	Improvement Prioritization	21
4.0	Other Road Related Needs	22
4.1	Surface Type Needs	22
4.2	Road Widths	28
4.3	Road Drainage	31
4.4	Maintenance Considerations	32
5.0	Road Improvement Needs.....	33
6.0	Asset Management and Capital Planning Considerations.....	34

Tables

Table 1: Functional Classification	7
Table 2: Length of Roads with Various AADT Traffic Ranges.....	7
Table 3: Road Sections with Existing Heavy Truck Prohibitions (By-law 2020-034).....	10
Table 4: Gravel Roads with AADT Exceeding 400 vpd	14
Table 5: Condition Rating Representation	15
Table 6: Road Improvement Decision Matrix	20
Table 7: Existing Surface Types that May Warrant Upgrading.....	23
Table 8: Recommended Through Lane Widths.....	29
Table 9: Shoulder Widths for Undivided Rural Roads	29
Table 10: Municipality of Grey Highlands Recommended Two-Lane Width Criteria.....	30
Table 11: Drainage Adequacy on Municipal Roads	31
Table 12: Minimum Maintenance Standard Classifications (O.Reg.239/02, May 2018)	32
Table 13: Summary of Road Improvement Needs	33

Figures

Figure 1: Boundary Roads and Shared Maintenance 3

Figure 2: Provincial and County Road Network 5

Figure 3: C4 Zoning Locations..... 9

Figure 4: Surface Type of Municipal Roads12

Figure 5: Roadside Environment Categorized by Surface Type.....13

Appendices

Appendix A Road Database and Inventory Map and Table

Appendix B Annual Average Daily Traffic (AADT) Map

Appendix C Road Improvement Needs Map and Table

Appendix D Road Improvement Order of Priority

Disclaimer

Other than by the addressee, copying or distribution of this document, in whole or in part, is not permitted without the express written consent of R.J. Burnside & Associates Limited.

In the preparation of the various instruments of service contained herein, R.J. Burnside & Associates Limited was required to use and rely upon various sources of information (including but not limited to: reports, data, drawings, observations) produced by parties other than R.J. Burnside & Associates Limited. For its part R.J. Burnside & Associates Limited has proceeded based on the belief that the third party/parties in question produced this documentation using accepted industry standards and best practices and that all information was therefore accurate, correct and free of errors at the time of consultation. As such, the comments, recommendations and materials presented in this instrument of service reflect our best judgment in light of the information available at the time of preparation. R.J. Burnside & Associates Limited, its employees, affiliates and subcontractors accept no liability for inaccuracies or errors in the instruments of service provided to the client, arising from deficiencies in the aforementioned third party materials and documents.

R.J. Burnside & Associates Limited makes no warranties, either express or implied, of merchantability and fitness of the documents and other instruments of service for any purpose other than that specified by the contract.

1.0 Introduction

R.J. Burnside & Associates Limited (Burnside) was retained by the Municipality of Grey Highlands (Municipality) to conduct a Road Needs Study (RNS) update. This RNS provides an inventory of the Municipality's Road network, establishes the physical condition of the roads and determines the road maintenance and improvement needs and costs. A general prioritization of the road needs is provided to assist the Municipality in the development of long-term road maintenance programs. This RNS is intended to:

- Provide an inventory of all roads under the jurisdiction of the Municipality, establishing such parameters as the condition, traffic volume, geometry and surface type of each road section. This RNS has updated the inventory data contained within the *Municipality of Grey Highlands 2018 Road Management Plan* (2018 RMP) (Burnside, December 2020).
- Determine pavement, road base, and overall condition ratings for each road section.
- Identify deficiencies in the road system and provide an estimate of the cost of proposed improvements to eliminate such deficiencies.
- Update Annual Average Daily traffic (AADT) data for all road sections.
- Prioritize road section improvements based on condition ratings and traffic.
- Make other road section recommendations where applicable.

In general, this RNS has been conducted in accordance with procedures outlined in relevant Ministry of Transportation Ontario (MTO) documents, with adjustments to the methodologies used to classify and prioritize road section treatments according to input from the Municipality and Burnside.

We gratefully acknowledge the assistance and contributions of the Municipal staff in the preparation of this study.

1.1 Boundary Roads

The Municipality shares 81.30 km of boundary roads with adjacent municipalities, consisting of 35.44 km (43.59 %) under full maintenance responsibility of the adjacent Municipality, 3.94 km (4.85 %) under shared (50/50) maintenance responsibility, and 41.93 km (51.57 %) under full maintenance responsibility of Grey Highlands, as follows:

- 5th Line Melancthon (0.05 km).
- Artemesia-Glenelg Townline (12.41 km).
- Artemesia-Holland Townline (0.28 km).
- Artemesia-Southgate Townline (6.60 km).
- Euphrasia-Holland Townline (16.27 km).
- Euphrasia-St Vincent Townline (8.02 km).

- Melancthon-Artemesia Townline (1.84 km).
- Melancthon-Osprey Townline (7.16 km).
- Osprey-Clearview Townline (0.97 km).
- Osprey-The Blue Mountains Townline (11.33 km).
- Pretty River Road (0.74 km).
- Road 110 (2.08 km).
- Southgate Sideroad 71 (0.48 km).
- The Blue Mountains-Euphrasia Townline (13.08 km).

Grey Highlands has written boundary road agreements with the Municipality of West Grey (By-law 2018-023), Township of Southgate (By-law 2019-108), Township of Chatsworth (By-law 2019-138) and the Township of Clearview (By-law 2020-029) for capital improvements and maintenance work on boundary roads. Grey Highlands also has verbal agreements with the Township of Melancthon, and the Town of Blue Mountains. The boundary roads have been split such that each municipality is then responsible for the full cost of maintenance work on their respective section of the roadway. However, each municipality is responsible for 50% of the capital improvement costs (resurfacing, rehabilitation or reconstruction) on the boundary roads. Figure 1 below illustrates the maintenance responsibilities for each road in the Municipality's road network.



1.2 Previous Planning Studies

The Municipality completed a RNS in 2018 that included the development of a ten-year capital improvement plan. This study is intended to update the inventory information and condition ratings presented in the 2018 study. Other previous planning study work has been reviewed in the completion of this RNS, including the following:

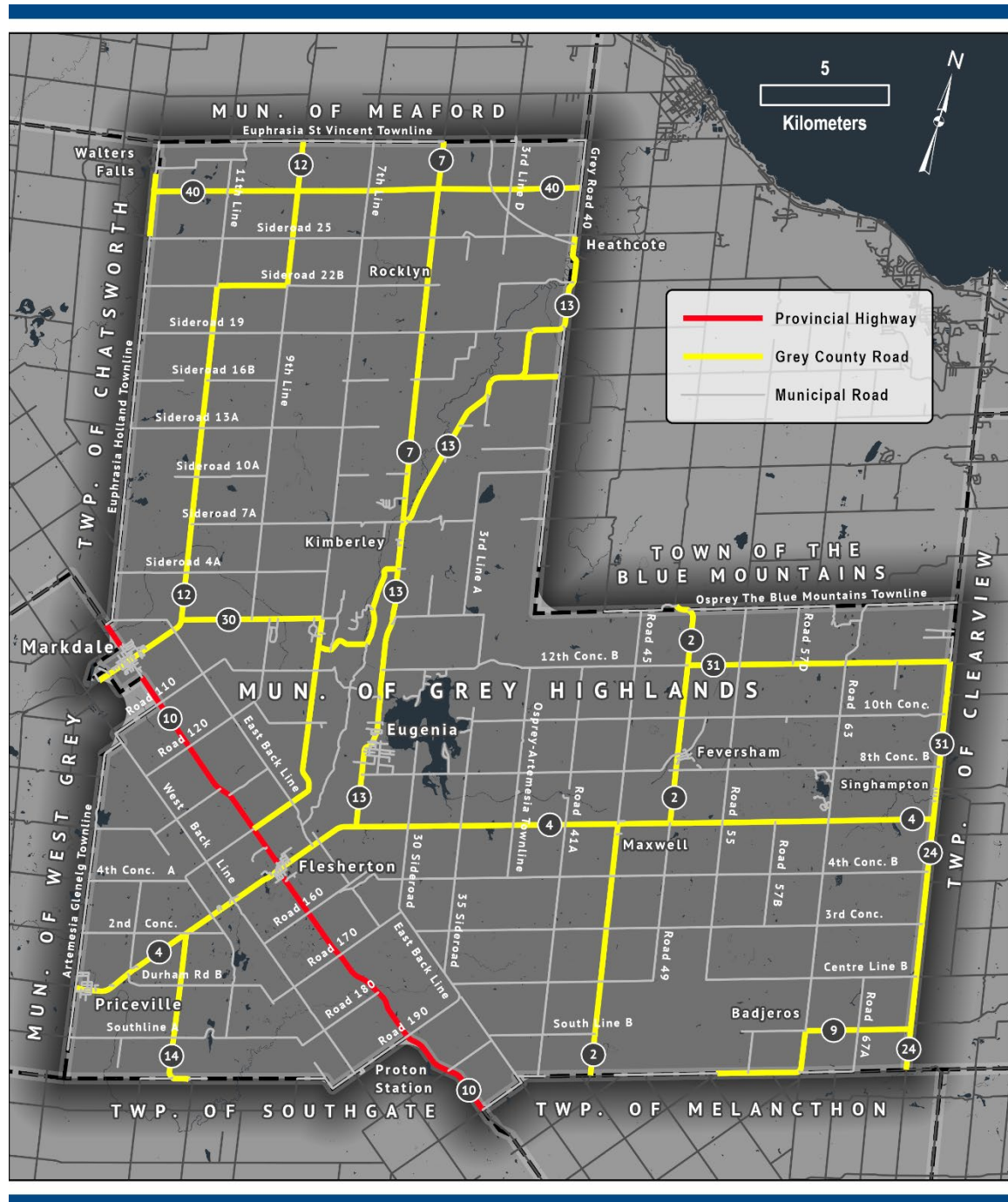
- Official Plan for the Municipality of Grey Highlands; Loft Planning Inc., September 2017.
- 2023 Development Charges Background Study, Municipality of Grey Highlands; Hemson Consulting Ltd.; March 21, 2023.
- Speed Limit By-law for the Municipality of Grey Highlands; Office Consolidation, September 2020.
- Truck Prohibition By-law for the Municipality of Grey Highlands (By-law No. 2020-034), April 2020.
- Municipal Road Construction Minimum Standards for the Municipality of Grey Highlands, August 2014.

2.0 The Road Study

2.1 Road Inventory

The Municipality's Road network includes 674.48 km of roads with 297.79 km that were selected to be evaluated in May 2023, consisting of 218.32 km hardtop, 79.44 km gravel and 0.03 km earth. Of the 674.48 km of roads in the Municipality's network, 81.30 km are determined to be boundary roads, consisting of 35.44 km under full responsibility of the adjacent Municipality, 3.94 km under shared responsibility, and 41.93 km under full responsibility of Grey Highlands. Provincial Highways, County Roads and private roads also exist within the Municipality but are not included in this RNS where the Municipality is not responsible for part of the maintenance/capital improvements. Figure 2 below illustrates the County and Provincial Road network within the Municipality.

Provincial Highway 10 runs northwest-southeast through the Municipality. There is approximately 2.08 kilometers of Connecting Link Highway within the communities of Markdale (1.46 km) and Flesherton (0.63 km), which is maintained by the Municipality. The MTO provides up to 90% of eligible capital improvement (resurfacing, rehabilitation or reconstruction) costs on the Connecting Link Highways.



R.J. Burnside & Associates Limited
055852_REP_Grey Highlands RNS

The database and mapping are fully integrated within an esri ArcGIS geodatabase, and each section has been assigned a unique ID number and GIS reference number. Data related to the road sections are obtained through field review of the overall road network including:

- Road ID, Name, From, To
- Length
- Road Width
- Boundary Road
- Roadside Environment: Rural, Semi-Urban and Urban
- Platform Width
- Shoulder Width
- Speed Limit
- Ride Comfort Rating
- Overall Condition Rating

2.2 Functional Road Classification

The road network provides access to residential, commercial, and agricultural land properties within the Municipality, as well as providing alternate routes for through traffic. The geographic location of the Municipality also results in traffic patterns being influenced by the proximity of adjacent population centres, such as the Town of Collingwood (Collingwood) and the Town of Blue Mountains (Blue Mountains) during the winter season and Port Elgin and Sauble Beach during the summer season. Local developments, such as Beaver Valley Ski Club or specific land uses (e.g., gravel pits, commercial and industrial facilities, or landfill sites) also generate additional traffic on related roads.

The Municipality is well served by County and Provincial arterial roads, although periodic closures of some of these arterial routes often result in the use of the Municipality's roads as an alternate route. The following County and Provincial Roads are located within, or adjacent to the Municipality:

- County Roads – Grey Road 2, 4, 7, 9, 12, 13, 14, 30, 31, 32, 40, 119 and 124.
- Provincial Highway 10.

Functional classifications for roads in the Municipality have been determined using the criterion outlined in Table 1, based on the roadside environment, traffic volume (i.e., AADT) and land uses for each road section.

Table 1: Functional Classification

Environment	AADT Range (vpd)	Land Use	Functional Class
Rural	1 – 999	All	Local
	1,000 – 3,999	All	Collector
	>=4,000	All	Arterial
Urban	1 – 999	Residential	Local
	1 – 2,999	Commercial/Industrial	
	1,000 – 7,999	Residential	Collector
	3,000 – 9,999	Commercial/Industrial	
	>=8,000	Residential	Arterial
	>=10,000	Commercial/Industrial	
Semi-Urban	1 – 999	Residential	Local
	1 – 2,999	Commercial/Industrial	
	1,000 – 7,999	Residential	Collector
	3,000 – 9,999	Commercial/Industrial	
	>=8,000	Residential	Arterial
	>=10,000	Commercial/Industrial	

2.3 Traffic Considerations

Traffic volume is an important consideration for determining the road improvement needs for any particular road segment within the road network. Traffic range estimates (Annual Average Daily Traffic, AADT) for each road segment are included in the inventory database in Appendix A as well as graphically on the map in Appendix B. AADT volume ranges are estimated based on the traffic count work completed by the Municipality between 2018 and 2023. Most of the roads within the Municipality's road network are gravel roads which will typically experience very little traffic growth. Some roads that are in proximity to County Roads, Ministry of Transportation Ontario (MTO) Roads, and/or planned development areas may experience some minor traffic growth. The total length of road in the various traffic ranges is summarized in Table 2.

Table 2: Length of Roads with Various AADT Traffic Ranges

AADT Traffic Range (vpd)	Length of Road in Traffic Range (km)
0 – 49	203.16
50 – 199	272.41
200 – 499	139.83
500 – 999	54.82
1,000 – 1,999	2.18
5,000 – 5,999	1.74
8,000 – 9,999	0.35
Total	674.48

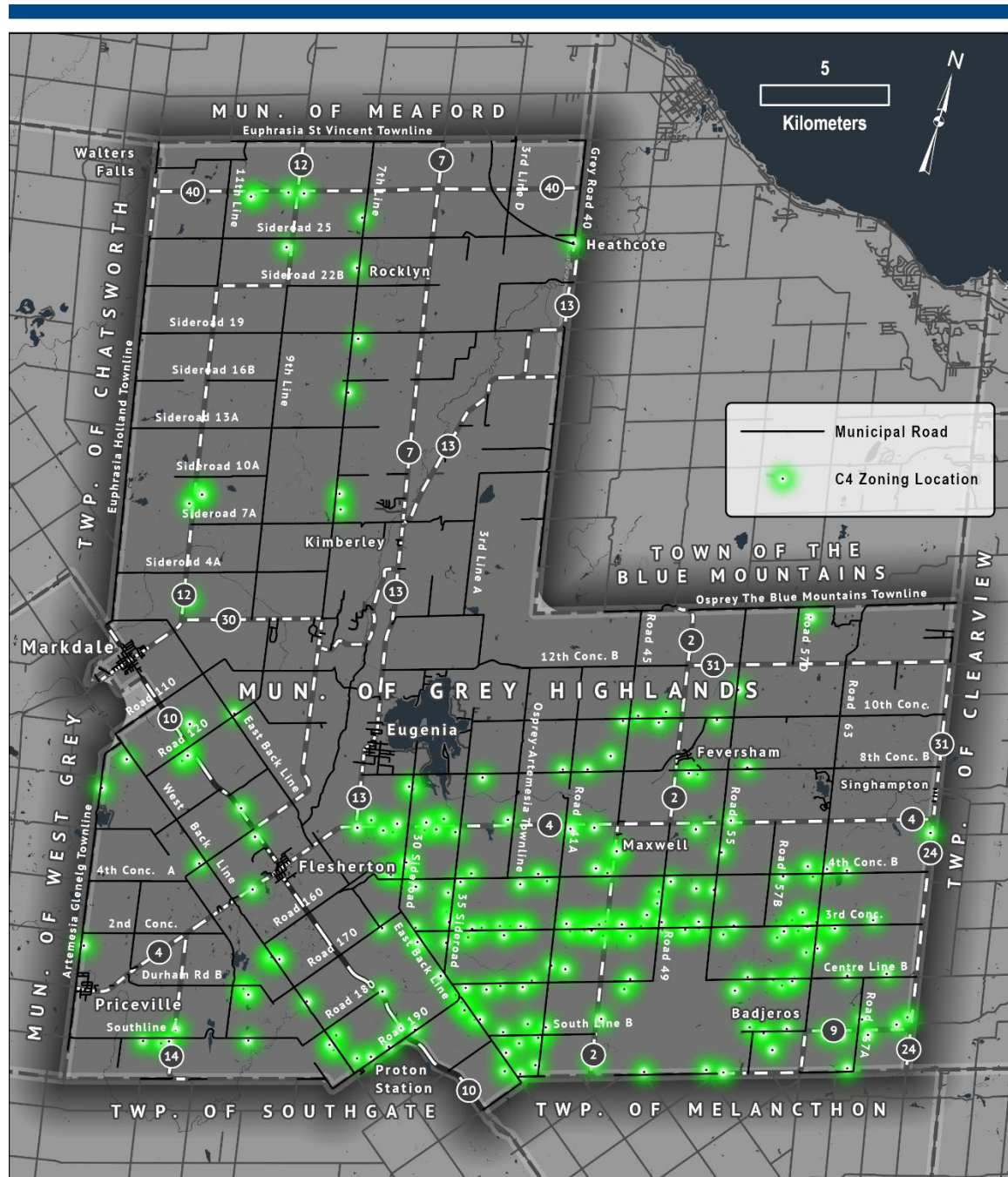
Traffic volumes and traffic types are also important considerations in establishing the road surface needs for roads within the road network. Consideration may be given to upgrade gravel roads to an asphalt surface for roads experiencing high traffic volumes, high truck loading, or where high maintenance is an issue.

Typically where AADTs exceed 200 vehicles per day (vpd), upgrading of gravel road surfaces to hardtop road surfaces may be considered. For AADTs in the range of 200 to 500 vpd upgrading to a Low Class Bituminous (LCB) surface may be considered, whereas upgrading to a High Class Bituminous (HCB) surface is recommended for AADTs exceeding 500 vpd. However, it is understood that the Municipality's policy *Municipal Road Construction Minimum Standards* (2014) indicates that roads with an AADT of less than 400 vpd will be a gravel surface road and roads with an AADT of 400 vpd or more will be a hardtop surface road (i.e., LCB or HCB).

2.4 Review of Truck Volumes and C4 Zones

Municipal staff have indicated that a significant amount of commercial/industrial development has been occurring in recent years in the Municipality's rural areas. These rural areas are typically referred to as "C4" areas, which are defined as "Rural Commercial" zones within the *Municipality of Grey Highlands Comprehensive Zoning By-law 2004-50* (Jones Consulting Group Ltd., 2005). Permitted uses in C4 zones include small-scale commercial/industrial sawmill and woodworking shops, metal workshops, and any other uses permitted in rural (RU) zones (such as home industries and pits/quarries).

The recent growth in C4 areas within the Municipality, which is expected to continue to grow in the future, has resulted in a significant increase in the volume of large trucks using the Municipality's rural roads. For the purposes of this study, trucks are considered any vehicle that exceeds 232 inches (5.89 m) in length. Some rural gravel roads have regressed to very poor condition (i.e., significant potholing and wheel ruts) as a result of increased truck traffic travelling to/from C4 zones. Potholing and washboarding appear to be especially prevalent where public gravel roads intersect with driveways to C4 commercial/industrial facilities. Figure 3 below illustrates the number of C4s within the Municipality as well as context to where they are located within the network.

Figure 3: C4 Zoning Locations

Truck volumes typically range from a low of 3% on low volume roads (local roads) to a high of 15% on higher volume roads (Collectors and Arterials). Based on traffic counts conducted by Municipal staff, truck traffic volumes ranging from 0% to 78% were recorded, with the average truck volume at 19.2%. Where surface type upgrading was considered (i.e., due to C4 zoned properties) the traffic volumes were reviewed in detail

to determine how the truck volumes will affect the deterioration of the current surface type.

It is recommended that future traffic counting work in the Municipality continue to delineate truck volumes, particularly if consideration is being made to upgrade the road surface type. For low volume rural roads, this study suggests that surface type upgrading may be economical to consider where the percentage of trucks exceed 10% of the AADT and is over 30 trucks per day.

To prevent truck traffic from utilizing certain rural roadways, the Municipality has installed “No Heavy Trucks” signs on various road sections. The “No Heavy Trucks” signs being implemented in the Municipality are referred to as “Rb-62” signs in the *Ontario Traffic Manual (OTM) Book 5: Regulatory Signs* (Government of Ontario, March 2000). As per OTM Book 5, heavy trucks making deliveries on residential streets are exempt from heavy truck prohibitions. Roads with “No Heavy Trucks” signs are enforceable via municipal by-laws.

The Municipality of Grey Highlands Municipal By-law 2020-034 indicates which roads in the Municipality have heavy truck prohibitions. Road sections in the Municipality that currently have heavy truck prohibitions have been summarized in Table 3.

Table 3: Road Sections with Existing Heavy Truck Prohibitions (By-law 2020-034)

Road Segment IDs	Road Name	From	To
338, 341, 551, 551A, 676	Osprey-Artemesia Townline	Grey Road 4	10th Concession
335, 349, 635	Road 45	Grey Road 4	8th Concession
854, 861, 871	Reid's Hill	Pretty River Road	4th Line/Osprey-Blue Mountains Townline
271, 462	East Back Line	Grey Road 4	Grey Road 32
816, 820, 826	Sideroad 7A	Grey Road 7	7th Line
834, 847, 852	Sideroad 7B	Grey Road 13	3rd Line A
639	Campbells Hill	Lower Valley Road	Grey Road 13
657	Grahams Hill	Grey Road 32	Lower Valley Road
221, 238	Centre Line A	Grey Road 2	Road 49
270	Road 49	3rd Concession	Centre Line A
797	Sideroad 35	12th Concession B	Artemesia-Euphrasia Townline
798	Artemesia-Euphrasia Townline	3rd Line A	Sideroad 35

Road Segment IDs	Road Name	From	To
1015	The Blue Mountains – Euphrasia Townline (Grier Creek Bridge)	Grey Road 40	Euphrasia – St. Vincent Townline (30th Sideroad)
16, 416	Lower Valley Road	East Back Line	Grey Road 30

It is recommended that the Municipality provide information about heavy truck restrictions to organizations using heavy trucks within the Municipality. Organizations/companies operating within the C4 zones should be notified of roads with heavy truck prohibitions in the Municipality by providing them with a copy of relevant municipal by-law(s) (i.e., *Municipality of Grey Highlands By-law 2020-034*).

2.5 Roadside Environment and Road Surface Type

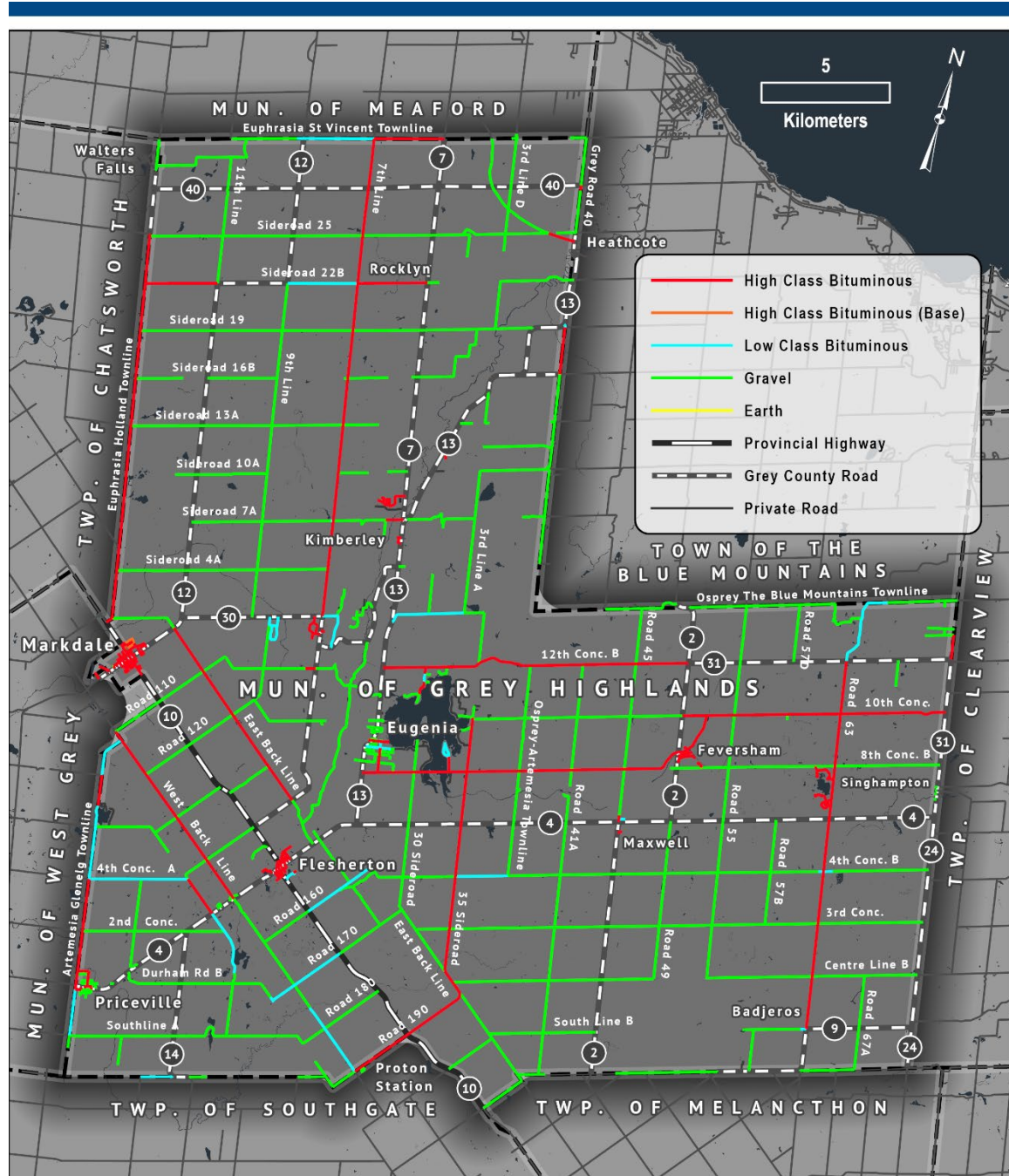
The corresponding roadside environment and surface type for each road segment have been identified in the database presented in Appendix A, with the surface type also illustrated on the map in Appendix A. The inventory of the surface types in the Municipality's road network are illustrated in Figure 4 below. For the purposes of this study, the roadside environment and surface types have been differentiated as follows:

Roadside Environment

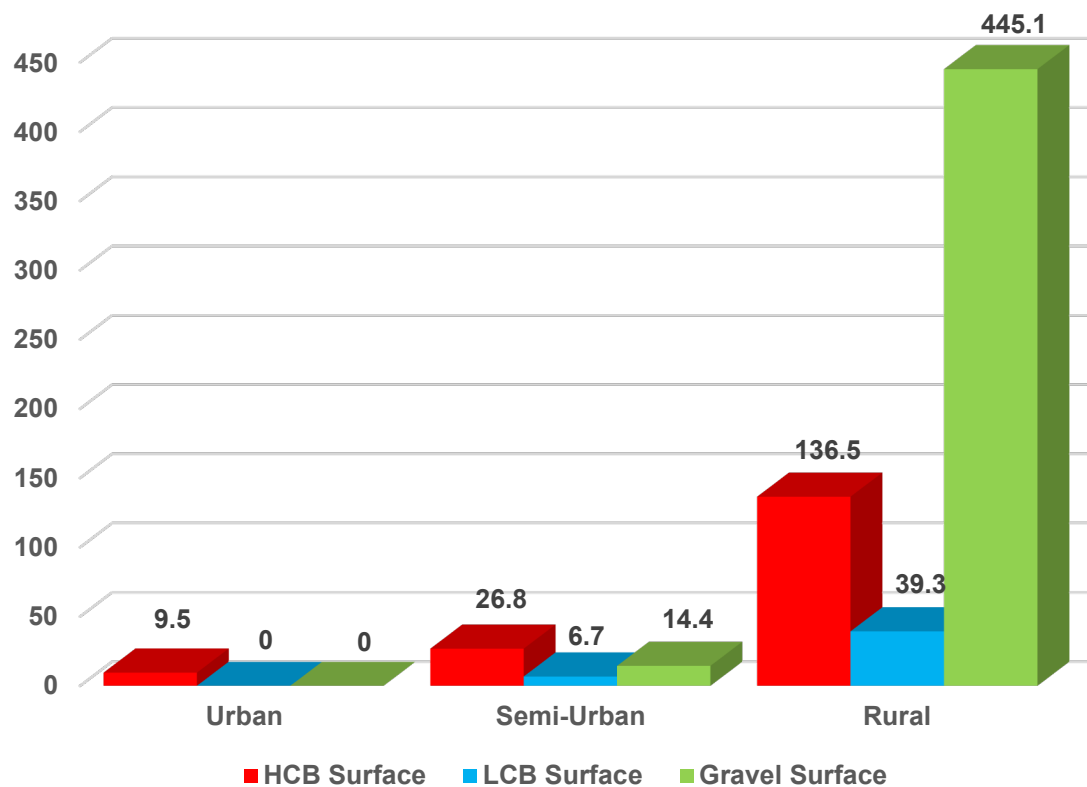
- **Urban Environment:** Reasonably continuous development occurs along the roadway and the roadway cross-section design includes curbs and/or gutters and storm sewers.
- **Semi-Urban Environment:** Reasonably continuous development occurs along the roadway and the roadway cross-section design includes open ditches or swales and does not include curbs and/or gutters, or storm sewers.
- **Rural Environment:** Rural roads which abut scattered rural development, farmland, or undeveloped open space.

Surface Type

- High Class Bituminous, HCB (asphalt).
- Low Class Bituminous, LCB (surface treatment).
- Gravel.
- Earth.

Figure 4: Surface Type of Municipal Roads

The roadside environment and road surface types within the Municipality (i.e., including boundary roads) are summarized in Figure 5.

Figure 5: Roadside Environment Categorized by Surface Type

Of the 678.62 km of roads in the Municipality's Road network, the roadside environment and surface type breakdowns can be summarized as follows:

- Roadside Environment: 620.9 km rural (91.5%), 47.80 km semi-urban (7.04%) and 9.9 km urban (1.46%).
- Road Surface Types: 0.03 km earth (0.01 %), 459.47 km gravel (67.7%), 45.96 km LCB (6.8%) and 173.16km HCB (25.41%).

Typically, a minimum desirable level of service for semi-urban and urban roads includes a hard-top surface. In the Municipality there are presently 14.35 km of gravel roads remaining in semi-urban areas. These sections are generally sections with low traffic volumes (i.e., 0 – 199 vehicles per day). Semi-urban gravel roads in poor condition that warrant a rehabilitation/reconstruction improvement should be considered for upgrading to an asphalt surface.

A minimum level of service for rural roads may be based on traffic volume, considering the overall traffic volume using the road and the types of vehicles (i.e., trucks and agricultural equipment). For example, roads that have traffic volumes exceeding 400 vpd, or roads that have high truck traffic percentages, may warrant upgrading to a hardtop surface (i.e., surface treatment or asphalt) to minimize maintenance concerns

and maximize the road life. The following gravel roads (9.70 km) outlined in Table 4 have been identified as having traffic volumes exceeding 400 vpd and warranting upgrading.

Table 4: Gravel Roads with AADT Exceeding 400 vpd

Municipal ID	Road Section	AADT	Length (m)
915	Sideroad 19 from Grey Road 12 to 9th Line	415	2720
462	East Back Line from Lower Valley Road to Grey Road 32	421	1019
978	Sideroad 25 from 4th Line B to 3rd Line D	450	1848
311	Road 120 from East Back Line to Highway 10	715	2056
709	Road 41B from 10th Concession to 8th Concession A	984	2059

3.0 Methodology and Analysis

A methodology has been developed by Burnside to determine the condition ratings for roads within the Municipality. The methodology developed has been based on input from the Municipality in addition to consideration of criterion and formulae contained within the relevant MTO publications, including *Inventory Manual for Municipal Roads* (MTO, 1991). The condition rating of a road section is independent of traffic volumes, roadway geometrics or roadside environments, any of which may also impact on whether a particular road section is considered deficient.

Typically, roadways with poor condition ratings are considered maintenance intensive. It is recognized that budget constraints often require that road sections be allowed to deteriorate before rehabilitation is scheduled. However, if routine and/or preventive maintenance is applied to a road section prior to the road base being compromised, then the overall life of the road section can be extended, beyond that achievable through a reconstruction/rehabilitation strategy alone, thus optimizing the use of the Municipality's resources.

3.1 Hard-top Condition Ratings

The hardtop roads in the Municipality's road network were reviewed in the field with Municipal staff in May 2023 to determine the road inventory and updated condition ratings. For hardtop roads, a Pavement Condition Rating (PCR) has been determined based on an aggregate of the following two deficiencies: Single/random cracking and distortion/raveling/surface wear. A Road Base Condition Rating (RBCR) has been determined based on an aggregate of the following two deficiencies: alligator cracking (including potholing) and wheel track rutting. All four individual deficiencies have been

rated on a 10-point scale, with 10 representing a very good condition; therefore, both the PCR and the RBCR are scored out of 20 for any given road section. A Ride Comfort Rating (RCR) is also estimated for each road section based on the rideability of the road. The RCR is based on a 10-point rating system with 10 representing a very smooth ride.

To prioritize the road improvements, the Overall Condition Rating (OCR) of each road segment is considered. The OCR for hard-top roads is calculated by utilizing the following equation:

$$\text{OCR} = (2 \times \text{RCR}) + (2 \times \text{PCR}) + (2 \times \text{RBCR})$$

The above equation results in an OCR score ranging from 10 to 100 (i.e., minimum RCR, PCR and RBCR values are 1, 2, and 2, respectively). A higher OCR represents a better overall road condition than a lower score. A breakdown of the representative values for each of the ratings is summarized in Table 5.

Table 5: Condition Rating Representation

Overall Condition Rating (OCR)		Ride Comfort Rating (RCR)		Individual Deficiency Rating	
Value (/100)	Network Category	Value (/10)	Network Category	Value (/10)	Distress Severity (Density)
>85	Excellent	10	Excellent	10	No Distress Present
70 – 85	Good	7 – 9	Good	8 – 9	Slight (Few or Intermittent)
60 – 69	Fair	4 – 6	Fair	5 – 7	Slight (Frequent or Extensive) Moderate (Few or Intermittent)
<60	Poor	1 – 3	Poor	3 – 5	Moderate (Frequent or Extensive) Severe (Few or Intermittent)
				1 – 2	Severe (Frequent or Extensive)

3.2 Gravel Road Condition Ratings

Select gravel roads in the Municipality's road network that have received improvements since the 2018 RMP were reviewed in the field with Municipal staff in May 2023 to determine the road inventory and updated condition ratings. For gravel roads, two deficiencies have been rated in the field: Potholing/Break-up (PB) and Drainage/Ditching (D). Each deficiency is rated on a 10-point scale, with 10 representing a very good condition. A RCR rating out of 10 is also captured, with 10 representing a very smooth ride. The OCR for gravel roads is calculated via the following equation:

$$\text{OCR} = (2 \times \text{RCR}) + (6 \times \text{PB}) + (2 \times \text{D})$$

The above equation will result in an OCR ranging from 10 to 100 (i.e., minimum RCR, PB, and D values are 1). A higher OCR represents a better overall road condition than a

lower score. A breakdown of the representative values for each of the ratings is summarized in Table 5 above.

3.3 Improvement Unit Costs

The general improvement unit costs are for budget planning purposes and have been based on theoretical costs per m² for the applicable recommended improvement standard. Improvement projects are generally completed through a combination of day labour and equipment rental, where required, or through contract work. While these unit costs are considered sufficient for planning purposes, actual costs may vary according to the following factors:

- Site-specific requirements
- Budget constraints requiring consideration of lesser standards (such as maintaining vertical profiles to tolerable conditions or reducing overall improvements).

It is recommended that standards be reviewed on a project specific basis as budgets are established.

Cost estimates for improvements to address the deficiencies in the road system are shown in the decision matrix in Table 6 and have been based on available unit cost data over the past several years from Grey Highlands. The improvement types consider surface type, ADDT volumes, condition and roadside environment. Since the improvement benchmark costs are estimated on an m² basis, the improvement costs for any particular road section will also capture any width considerations.

3.4 Improvement Types

The different road improvement types that are proposed in this study are listed below. These improvement types cover the full lifecycle of the road assets and require the Municipality to keep up with road maintenance and to prevent leaving roads until they slip into a more extensive category like Rehabilitation or Reconstruction.

Routine Maintenance (RM)

Routine maintenance for hardtop roads consists of crack sealing. Routine maintenance (i.e., crack sealing) decreases further crack deterioration by preventing moisture damage to the pavement structure and it often adds approximately three to five years to the lifespan of a roadway. Routine maintenance for gravel roads consists of the application dust suppressant (calcium chloride) and grading.

Routine maintenance can help delay the need for more extensive rehabilitation or reconstruction, and routine maintenance is typically done when a road is in good condition but is starting to show slight deficiencies.

Preventive Maintenance (PM)

Preventive maintenance for hardtop roads consists of the application of a slurry seal or micro surfacing. Micro surfacing or slurry seal can prevent water from infiltrating through cracks to the road base, which ultimately helps prevent further deterioration of the road base and as a result increases the length of time before more extensive treatments are required. Preventive maintenance for gravel roads consists of the application of maintenance gravel (top-up gravel) and calcium chloride.

Preventive maintenance can help delay the need for more extensive rehabilitation or reconstruction. Preventive maintenance is typically done when a road is in good condition but is starting to show slight deficiencies.

Resurfacing (R)

For urban hardtop roads the resurfacing improvement type proposed in this study consists of milling and paving (shave and pave) one (50 mm) lift of Hot Mix Asphalt (HMA). For semi-urban/rural roads the resurfacing improvement type consists of one (40 mm) overlay of HMA on top of the existing surface.

Resurfacing treatments are typically done when a road is in fair condition. Given that the road is in fair condition, resurfacing treatments generally consist of replacing the surface of roadways, but minimal (if any) work is done to the base of the road, aside from patching where required. Resurfacing treatments mentioned in this RNS are not to be confused with micro-surfacing treatments, which are considered a form of preventive maintenance, which is applied to roads that are still in good condition and only have very minor amounts of cracking.

Rehabilitation (REH)

For urban hardtop roads, rehabilitation consists of full depth removal + the addition of a thin granular A lift + two (50 mm) lifts of HMA and spot curb replacements (as required). For semi-urban/rural roads experiencing higher traffic volumes (i.e., over 500 vpd), rehabilitation consists of pulverizing the existing hardtop surface + the addition of a thin granular A lift + two (50 mm) lifts of HMA. For semi-urban/rural roads experiencing lower traffic volumes (i.e., less than 500 vpd), rehabilitation consists of pulverizing the existing hardtop surface + the addition of a thin granular A lift + one (50 mm) lift of HMA.

For semi-urban/rural gravel roads experiencing higher traffic volumes (i.e., over 400 vpd), rehabilitation consists of nominal base strengthening followed by one (50 mm) lift of HMA + partial shoulder/ditch repair. For semi-urban/rural gravel roads experiencing lower traffic volumes (i.e., less than 400 vpd), rehabilitation consists of partial base strengthening and nominal shoulder/ditch repair.

More extensive rehabilitation treatments are applied to pavements in poor condition which have deteriorated to a point where full depth replacement of the road surface is required to protect the integrity of the underlying granular base and to delay more extensive reconstruction being required. Pavement rehabilitation extends the service life of a pavement and its load carrying capacity by enhancing its pavement structure. This is achieved by eliminating age-related deterioration of the pavement or increasing the thickness of pavement layers to address increases in traffic volume.

Reconstruction (REC)

For urban hardtop roads, reconstruction consists of full depth removal, full depth base replacement (dig out and replace), full curb replacement + two (50 mm) lifts of HMA. For semi-urban/rural roads experiencing higher traffic volume (i.e., over 500 vpd), reconstruction consists of full depth removal, full depth base replacement (dig out and replace) + two (50 mm) lifts of HMA. For semi-urban/rural roads experiencing lower traffic volume (i.e., less 500 vpd), reconstruction consists of full depth removal, full depth base replacement (dig out and replace) + one (50 mm) lift of HMA.

For semi-urban/rural gravel roads experiencing higher traffic volumes (i.e., over 400 vpd), reconstruction consists of full depth base replacement (dig out and replace) followed by one (50 mm) lift of HMA + partial shoulder/ditch repair. For semi-urban/rural gravel roads experiencing lower traffic volumes (i.e., less than 400 vpd), reconstruction consists of full depth base replacement (dig out and replace) and nominal shoulder/ditch repair.

Reconstructions are typically completed when a road is in very poor condition, or if work is being done on infrastructure beneath a road which will require that the road be reconstructed. If pavements are left to deteriorate, they become weak and lose their structural integrity. As the structural capacity is weakened, a pavement will begin to disintegrate, resulting in extensive cracking, rutting and potholes being developed. At this point, maintenance, resurfacing, or rehabilitation treatments will not be able to restore its structural integrity. Once a minimum condition level is reached, the pavement and road base may require full reconstruction to re-establish the proper base support for the pavement. Applying a lesser rehabilitation treatment may result in premature failure of any newly applied pavement surface. Once the pavement degrades below a minimum recommended condition, ongoing maintenance (i.e., filling of potholes) will typically increase significantly and/or safety or user complaints may become a concern. Reconstruction is also required when the pavement structure needs to be improved to cater to significant increases in projected traffic volumes, or to accommodate road widening.

Determining Improvement Needs

To determine what improvement types are warranted for certain road sections, the individual deficiencies and condition ratings that were collected in the field were assigned to various distress trigger ranges. The trigger ranges set, and the corresponding improvement types are summarized in Table 6, along with the associated benchmark unit costs.

Table 6: Road Improvement Decision Matrix

Improvement	Urban – Hardtop (Any AADT)				Semi-Urban or Rural – Hardtop (HCB/LCB)				Semi-Urban or Rural - Gravel			
	Typical Trigger Year	HCB	LCB	Distress Triggers	Typical Trigger year	AADT>=500	AADT<500	Distress Triggers	Typical Trigger Year	Rural with AADT>=400 or Semi-Urban (Any AADT)	Rural with AADT<400	Distress Triggers
Routine Maintenance (RM)	4 to 7	Crack sealing [\$0.75 per m²]	N/A (Responsive Maintenance)	PCR = 15 to 17	4 to 7	HCB – Crack sealing [\$0.75 per m²] LCB – N/A (Responsive Maintenance)	HCB – Crack Sealing [\$0.75 per m²] LCB – N/A (Responsive Maintenance)	PCR = 15 to 17	Variable	Maintenance Gravel + Calcium Chloride [\$0.55 per m²]	Maintenance Gravel + Calcium Chloride [\$0.55 per m²]	OCR = 51 to 95
Preventive Maintenance (PM)	10 to 15	Double Micro-surfacing [\$8 per m²]	Double Micro-surfacing [\$8 per m²]	RBCR = 15 to 18 OR PCR = 11 to 14	10 to 15	Double Micro-surfacing [\$8 per m²]	Slurry Seal [\$4 per m²]	RBCR = 15 to 18 OR PCR = 11 to 14	N/A	N/A	N/A	N/A
Resurface (R)	25 to 35	Mill + 1 HMA (50 mm) [\$22 per m²]	One HMA Overlay (40 mm) [\$11 per m²]	RBCR = 9 to 14 OR PCR = 6 to 10	25 to 35	One HMA Overlay (40 mm) + Patching + Nominal Shoulder Repair [\$30 per m²]	One HMA Overlay (40 mm) + Patching + Nominal Shoulder Repair [\$30 per m²]	RBCR = 9 to 14 OR PCR = 6 to 10	N/A	N/A	N/A	N/A
Rehabilitation (REH)	50 to 60*	Full depth removal + Granular A + two HMA (50mm each) + Spot curb replacement [\$40 per m²]	Full depth removal + Granular A + two HMA (50mm each) + Spot curb replacement [\$40 per m²]	RBCR = 6 to 8 OR PCR = 0 to 5	50 to 60*	Pulverize + Granular A + 2 HMA (50 mm each) [\$30 per m²]	Pulverize + Granular A + one HMA (50 mm) [\$30 per m²]	RBCR = 6 to 8 OR PCR = 0 to 5	Variable*	One HMA (50 mm) + Nominal base strengthening + nominal shoulder/ditch repair [\$50 per m²]	Partial base strengthening + nominal shoulder/ditch repair [\$39 per m²]	OCR = 31 to 50
Reconstruction (REC)	50 to 60*	Full depth removal + two HMA (50 mm each) + Total base and curb replacement + nominal storm sewer adjustment [\$89 per m²]	Full depth removal + two HMA (50 mm each) + Total base and curb replacement + nominal storm sewer adjustment [\$89 per m²]	RBCR = 0 to 5	50 to 60*	Full depth removal + two HMA (50 mm each) + Total base replacement + nominal shoulder/ditch repair [\$85 per m²]	Full depth removal + 1 HMA (50 mm) + Total base replacement + nominal shoulder/ditch repair [\$73 per m²]	RBCR = 0 to 5	Variable*	1 HMA (50 mm) + Total base replacement + nominal shoulder/ditch repair [\$67 per m²]	Total base replacement + nominal shoulder/ditch repair [\$55 per m²]	OCR = 0 to 30

* Either a REH or REC treatment is applied at the end of the road’s life, depending on the condition of the road base. Typical trigger years assume that routine maintenance, preventive maintenance and resurfacing treatments are applied throughout the lifecycle of the road, to achieve the lifespan noted, culminating in a rehabilitation/reconstruction treatment being required.

3.5 Improvement Prioritization

The condition needs for road sections have been prioritized according to a Priority Rating number, which contains the Overall Condition Rating (OCR) and traffic volume of each road section. The Priority Rating number can be calculated using the following empirical formula, which is derived from the *Inventory Manual for Municipal Roads* (MTO, 1991):

$$\text{Priority Rating} = 0.2 * (100 - \text{OCR}) * (\text{AADT} + 40)^{0.25}$$

Where AADT = the existing (current) AADT volume in vehicles per day (vpd).

The larger the Priority Rating number, the higher the priority of the road section relative to its condition and the traffic its servicing. This rating provides the Municipality with some basic measure of the relative importance and benefit of improving one section before another. Prioritization of road improvements using the Priority Rating number is intended to provide a list of improvements that will theoretically optimize the condition of the road network to serve the highest volume of traffic. However, it should be noted that there are many factors to be considered in prioritizing road improvements within a constrained budget environment, with the Priority Rating number being only one of these factors.

Roads that have very poor condition ratings, particularly those that are utilized for residential or commercial access purposes, may be prioritized independent of their respective Priority Rating number. Such roads may have low AADT volumes which may offset the low condition rating, resulting in an overall low Priority Rating number. Therefore, road sections with OCR values less than 40 are considered to be very high priority due to their very low OCR values, and thus should be given precedence over road sections with higher Priority Rating numbers regardless of their AADT volumes. Also, gravel road sections that meet the distress trigger criteria outlined in Table 6 for rehabilitation or reconstruction treatments and have AADT volumes exceeding 400 vehicles per day (vpd) should also be considered for upgrading to a hardtop surface.

Numerous road sections have had traffic counts conducted within the past several years; for these road sections, the exact AADT volume which was collected during the count has been applied in the Priority Rating formula. AADT ranges have also been assigned for all road sections in the Municipality. Therefore, for road sections which have not had traffic counts completed over the past years, the traffic volume in the middle of the AADT range has been applied as the current AADT in the Priority Rating formula (i.e., if the AADT range for a given road is 50 – 199 vpd, the AADT estimate applied in the Priority Rating formula is 125 vpd). Continuity between road sections has also been considered, so that if a traffic count was conducted at a road section within the past several years, the AADT range of adjacent road sections were reviewed and updated as necessary.

4.0 Other Road Related Needs

4.1 Surface Type Needs

Surface type should be appropriately designed to accommodate the volume of traffic and type of traffic expected to utilize the road, according to the MTO guidelines (Inventory Manual for Municipal Roads, Ministry of Transportation, 1991). The appropriate surface types outlined in the MTO guidelines and the decision matrix for this project are as follows:

- Gravel roads are typically tolerable for traffic volumes (AADT) of less than 400 vpd, however, upgrades to a hardtop surface type may be considered if the roadside environment is semi-urban or for road network connectivity/hardtop continuity, subject to budget constraints and desired level of service. It is our understanding that the Municipality has completed a study/review and prefers to upgrade to asphalt surfaces rather than surface treatment, where an upgrade to surface type is required.
- Asphalt roads may be considered where there is a high percentage of truck traffic, to maximize the road lifecycle.

Upgrading of gravel roads to asphalt may be considered for roads experiencing high truck volumes, high truck loading, or where high maintenance is an issue. As previously outlined in section 2.4, truck volumes typically range from a low of 3% on low volume roads (local roads) to a high of 15% on higher volume roads (Collectors and Arterials). Based on traffic counts conducted by Municipal staff, truck volumes ranging from 0% to 78% were recorded. It is recommended that future traffic counting work continue to delineate truck volumes, particularly if consideration is being made to upgrade the road surface types. For low volume rural roads, this study suggests that surface upgrading may be economical to consider where the percentage of truck exceed 10% of the AADT and is over 30 trucks per day.

The surface type considerations outlined above are used as a guide to identify potential surface type needs. Additionally, Section 2.5 above outlines that the typical minimum level of service for semi-urban and urban roads is hardtop, therefore, semi-urban gravel roads have also been listed in the below table. A review of the data in Appendix A indicates that there are several roads in the Municipality that presently meet these surface type criteria, as summarized in Table 7. Although upgrading semi-urban roads to hardtop is not considered urgent, this upgrade should be considered during the planning stages for any capital work on these roads. Roads that are planned for upgrading should be reviewed at the detailed design stage, to ensure that the geotechnical conditions and design conditions (e.g., widths, cross section geometry, vertical and horizontal alignments, etc.) are conducive to such upgrading and/or whether additional work is required to achieve the upgrading. If additional work is required, the benchmark costs should be increased to account for any related upgrading required to support the upgraded surface type.

Table 7: Existing Surface Types that May Warrant Upgrading

Municipal ID	Road Segment	Length (m)	AADT (vpd)	Justification for Upgrade
Gravel Roads with AADT Exceeding 400 vpd				
709	Road 41B from 10th Concession to 8th Concession A	2059	984	AADT
311	Road 120 from East Back Line to Highway 10	2056	715	AADT
978	Sideroad 25 from 4th Line B to 3rd Line D	1848	450	AADT
462	East Back Line from Lower Valley Road to Grey Road 32	1019	421	AADT
915	Sideroad 19 from Grey Road 12 to 9th Line	2720	415	AADT
Semi-Urban Gravel Roads				
111	Artemesia Street from Kincardine Street to Durham Road A	144	125	Roadside environment and land use
118	Artemesia Street from Durham Road A to Elgin Street	136	125	Roadside environment and land use
110	Durham Road A from Artemesia Street to Prince Street	179	125	Roadside environment and land use
115	Elgin Street from Prince Street to Queen Street	204	125	Roadside environment and land use
117	Elgin Street from Prince Street to Artemesia Street	149	125	Roadside environment and land use
590	Greenview Lane from Toronto Street N to End	100	125	Roadside environment and land use
124	James Street from Artemesia-Glenelg Townline to Queen Street	223	125	Roadside environment and land use
125	James Street from Queen Street to Prince Street	218	125	Roadside environment and land use
99	Kinross Street from Artemesia Street to Queen Street	402	125	Roadside environment and land use

Municipal ID	Road Segment	Length (m)	AADT (vpd)	Justification for Upgrade
324	Raglan Street from Grey Road 13 to Redan Street	194	125	Roadside environment and land use
525	Semple Lane from Grey Road 13 to Redan Street	163	125	Roadside environment and land use
358	Simpson Street from Grey Road 13 to Evans Street	214	125	Roadside environment and land use
661	Stanley Drive from Point Road to West End	657	125	Roadside environment and land use
733	Taylor Road from 12th Concession B to West End (Cul-de-Sac)	655	125	Roadside environment and land use
629	Wiles Lane from Sideroad 35 to West End	438	125	Roadside environment and land use
662	Point Road from Stanley Drive to South End (Cul-de-Sac)	396	120	Roadside environment and land use
595	Blue Mountain Maples Road from Grey Road 13 to Blue Mountain Maple Road	249	73	Roadside environment and land use
299	St Arnaud Street from Grey Road 13 to Sutter Street	438	69	Roadside environment and land use
328	Raglan Street from Redan Street to East End	211	67	Roadside environment and land use
93	Queen Street from Kinross Street to Torry Street	119	56	Roadside environment and land use
326	Napoleon Street from Inkerman Street to Beau Lane	411	55	Roadside environment and land use
108	Durham Road A from Queen Street to Prince Street	204	54	Roadside environment and land use

Municipality of Grey Highlands Road Needs Study
September 2023 (Revised January 2024)

Municipal ID	Road Segment	Length (m)	AADT (vpd)	Justification for Upgrade
181	Bell Street from Grey Road 4 to Jane Street	251	52	Roadside environment and land use
180	Jane Street from Grey Road 4 to Bell Street	158	52	Roadside environment and land use
91	Torry Street from Artemesia Street to Prince Street	178	51	Roadside environment and land use
369	Evans Street from Simpson Street to Pellisier Street	126	43	Roadside environment and land use
744	William Street from Grey Road 124 to West End	109	35	Roadside environment and land use
407	Park Street from Grey Road 13 to Redan Street	219	34	Roadside environment and land use
692	Baragar Road from Point Road to East End	223	25	Roadside environment and land use
114	Durham Road A from River Street to Dead End	146	25	Roadside environment and land use
501	Aspen Grove Road from Johnston's Sideroad to South End (Cul-de-Sac)	201	25	Roadside environment and land use
381	Purdy Street from Grey Road 13 to Pellisier Street	144	25	Roadside environment and land use
112	Queen Street from Elgin Street to Durham Road A	143	25	Roadside environment and land use
113	River Street from Grey Road 4 to Durham Road A	201	25	Roadside environment and land use
710	Whittaker Way from Point Road to East End (Cul-de-Sac)	331	25	Roadside environment and land use

Municipality of Grey Highlands Road Needs Study
September 2023 (Revised January 2024)

Municipal ID	Road Segment	Length (m)	AADT (vpd)	Justification for Upgrade
540	Zouave Street from Redan Street to Grey Road 13	198	25	Roadside environment and land use
327	Beau Lane from Napoleon Street to Dead End	155	19	Roadside environment and land use
386	Evans Street from Purdy Street to Pellisier Street	63	18	Roadside environment and land use
193	Old Highway 4 from West Back Line to Dead End	250	16	Roadside environment and land use
390	Inkerman Street from Pellisier Street to North End	86	15	Roadside environment and land use
749	Osprey Road from Grey Road 31 to West End	93	13	Roadside environment and land use
88	Prince Street from Torry Street to Dead End	230	13	Roadside environment and land use
411	Park Street from Grey Road 13 to Inkerman Street	192	12	Roadside environment and land use
100	Artemesia Street from Kinross Street to Torry Street	110	11	Roadside environment and land use
359	Evans Street from Canrobert Street to Simpson Street	126	11	Roadside environment and land use
360	Canrobert Street from Kinburn Street to South Shore Road	149	8	Roadside environment and land use
412	Inkerman Street from Zouave Street to Park Street	106	8	Roadside environment and land use
314	Napoleon Street from Redan Street to Sutter Street	243	8	Roadside environment and land use

Municipality of Grey Highlands Road Needs Study
September 2023 (Revised January 2024)

Municipal ID	Road Segment	Length (m)	AADT (vpd)	Justification for Upgrade
558	Park Street from Redan Street to West End	205	7	Roadside environment and land use
535	Redan Street from Zouave Street to Semple Lane	76	7	Roadside environment and land use
425	Youill Street from Grey Road 31 to West End	117	7	Roadside environment and land use
316	Napoleon Street from Inkerman Street to Sutter Street	159	6	Roadside environment and land use
191	Old Highway 4 from Grey Road 4 to West Back Line	232	6	Roadside environment and land use
325	Redan Street from Napoleon Street to Raglan Street	126	5	Roadside environment and land use
340	Redan Street from Canrobert Street to Raglan Street	128	5	Roadside environment and land use
313	Napoleon Street from Redan Street to West End	121	4	Roadside environment and land use
315	Sutter Street from Napoleon Street to St Arnaud Street	315	4	Roadside environment and land use
87	Torry Street from Prince Street to Queen Street	220	4	Roadside environment and land use
549	Zouave Street from Grey Road 13 to Inkerman Street	197	4	Roadside environment and land use
356	Kinburn Street from Canrobert Street to Raglan Street	130	3	Roadside environment and land use
129	Queen Street from Saugeen Street to James Street	120	3	Roadside environment and land use

Municipal ID	Road Segment	Length (m)	AADT (vpd)	Justification for Upgrade
342	Raglan Street from Inkerman Street to Kinburn Street	403	3	Roadside environment and land use
397	Redan Street from Park Street to Zouave Street	127	3	Roadside environment and land use
756	Collingwood Road from Grey Road 31 to 0.1km West of Grey Road 31	115	2	Roadside environment and land use
385	Purdy Street from Grey Road 13 to Evans Street	110	2	Roadside environment and land use
85	Queen Street from Torry Street to Dead End	129	2	Roadside environment and land use
346	Raglan Street from Kinburn Street to East End	163	2	Roadside environment and land use
354	Redan Street from Canrobert Street to Grey Road 13	130	2	Roadside environment and land use

Where budgets allow, it is recommended that surface types be upgraded to meet these minimum desirable levels of service for the applicable surface type. However, where budget is the limiting factor, surface type standards may be reduced to tolerable standards, assuming that the road base/structure has been properly designed and constructed with appropriate maintenance applied. Where this lower standard surface type is used, a corresponding reduction in the useful life of that road is likely. In some areas, other constraints (e.g., right-of-way widths, horizontal or vertical curve deficiencies, etc.) may preclude the upgrading of such road sections without first addressing those factors.

4.2 Road Widths

The existing surface and shoulder width of roads in the Municipality are shown in the inventory tables provided in Appendix A. The surface width is considered the travelled portion of the road, and thus does not include the shoulder widths. The platform (overall) width of a road is the sum of the surface width plus twice the shoulder width. The Municipality's policy *Municipal Road Construction Minimum Standards* (2014) has set the minimum surface width of hardtop roads at 6.7 m and the minimum shoulder width at 2.0 m, resulting in a minimum platform width of 8.7 m.

Table 8 below outlines the through lane width recommendations provided by the Transportation Association of Canada (TAC). In addition to the recommended lane widths identified in Table 8, TAC also states that where large trucks are expected to regularly use a given road, then a minimum lane width of 3.3 m is recommended regardless of the traffic volumes and speeds.

Table 8: Recommended Through Lane Widths

Design Speed (km/h)	Recommended Lower Limit Width	Recommended Upper Limit Width
Rural Roadways (Design Hour Directional Volume ≤450)		
60 and less	3.0 m	3.7 m
70 to 100	3.5 m	3.7 m
110 or higher	3.5 m	3.7 m
Rural Roadways (Design Hour Directional Volume >450)		
60 and less	3.5 m	3.7 m
70 to 100	3.5 m	3.7 m
110 or higher	3.7 m	3.7 m
Urban Roadways		
60 and less	3.0 m	3.7 m
70 to 100	3.3 m	3.7 m
110 or higher	3.7 m	3.7 m

Source: Geometric Design Guide for Canadian Roads (Transportation Association of Canada, June 2017).

Shoulder widths commonly used by Canadian road agencies for their undivided rural and collector roads are shown in Table 9.

Table 9: Shoulder Widths for Undivided Rural Roads

Design Speed (km/h)	Rural	Collector		
	Local	Design Hour Directional Volume		
		<250	250-450	>450
60	1.0 m	1.5 m	2.0 m	2.5 m
70	1.0 m	1.5 m	2.0 m	2.5 m
80	1.0 m	2.0 m	2.5 m	2.5 m
90	1.0 m	2.0 m	2.5 m	2.5 m
100	1.0 m	2.5 m	2.5 m	3.0 m

Source: Geometric Design Guide for Canadian Roads (Transportation Association of Canada, June 2017).

The widths outlined in Table 8 and Table 9 have been reviewed to compare against the minimum widths set in the Municipality's 2014 policy. For a typical two-lane rural roadway with less than 900 (two-way) vehicles per hour (vph) during the peak hour, and a design speed of 60 km/h or less, the recommended minimum platform width would be

8.0 m if there is a low volume of trucks (i.e., two 1.0 m shoulders and a surface width of 6.0 m) and 8.6 m if there is a high volume of large trucks (i.e., two 1.0 m shoulders and a surface width of 6.6 m). Although TAC does not specify a numerical value considered to be a high volume of trucks, the Ontario Good Roads Association (OGRA) indicates that the surface width should be increased by 0.5 m if the truck volume exceeds 10% of the total traffic on a given roadway (OGRA, 1998). However, all other two-lane rural roadways (with design speeds less than 110 km/h) have a recommended minimum platform width of 9.0 m (i.e., two 1.0 m shoulders and a surface width of 7.0 m). Two-lane urban roads with a design speed of 60 km/h or less have a recommended minimum surface width of 6.0 m; if the design speed is 70 to 100 km/h then the recommended minimum surface width is 6.6 m.

Based on Burnside's review of the TAC recommended lane widths and other industry standards, Table 10 has been developed which recommends road and shoulder widths for two-lane roadways in the Municipality. The recommended minimum and maximum road widths specified in Table 10 consider Municipality-specific conditions, such as generally low traffic volumes, primarily rural roadside environments, and a significant amount of gravel roads.

Table 10: Municipality of Grey Highlands Recommended Two-Lane Width Criteria

Roadside Environment	Speed Limit (km/h)	Truck Volume (vpd) ¹	Recommended Minimum Shoulder Width (m) ²	Recommended Surface Width (m)		Recommended Platform Width (m)	
				Lower Limit	Upper Limit	Lower Limit	Upper Limit
Rural	<=50	<50	1.0	6.0	7.4	7.0	8.4
		>=50	1.0	6.6	7.4	7.6	8.4
	>50	Any	1.0	7.0	7.4	8.0	8.4
Semi-Urban	<=50	<50	1.0	6.0	7.4	7.0	8.4
		>=50	1.0	6.6	7.4	7.6	8.4
	>50	Any	1.0	6.6	7.4	7.6	8.4
Urban	<=50	<50	N/A	6.0	7.4	N/A	
		>=50		6.6	7.4		
	>50	Any		6.6	7.4		

1 – For road sections with unknown truck volumes (due to absence of a traffic count), it has been assumed that the volume of trucks is less than 50 vpd for purposes of this study. Future analysis should consider the volume of trucks on any given road section, where sufficient truck data is available.

2 – Hardtop roads only.

Road sections that presently do not meet the recommended lower limit surface and/or shoulder widths are indicated in the inventory table in Appendix A. Approximately 222.771 km (33.03%) of the Municipality's roads have substandard surface widths, and

approximately 425.30 km (63.06%) of the Municipality's roads have substandard shoulder widths. Where possible, widening such roads should be considered in conjunction with future road improvements. Where existing constraints preclude a widening to minimum standards, the design should consider site-specific geometrics to ensure that the available space is optimized (i.e., consider the impact of parking lanes, sidewalks, etc.).

4.3 Road Drainage

The *Inventory Manual for Municipal Roads* (MTO, 1991) identifies criterion for assessing the drainage adequacy of roads. Road sections are rated on a 15-point scale, with a score of 15 representing a road section with fully adequate drainage, a score from 8 to 14 representing a road section with partially adequate drainage, and a score from 1 to 7 representing a road section with inadequate drainage. A road section is considered to have partially adequate drainage (i.e., a drainage rating from 8 to 14) if the cross-section elements or ditch capacity are somewhat below standard and/or if maintenance is higher than average. A road section that floods occasionally and/or requires excessive maintenance is considered to have inadequate drainage (i.e., a drainage rating from 1 to 7).

The drainage rating on a 15-point scale is not to be confused with the Drainage/Ditching condition rating for gravel road sections. The Drainage/Ditching rating considers ditch deficiencies, high shoulders, flat cross section, and heavy roadside bush on existing gravel roads only, and is independent of the drainage adequacy rating discussed in this section. A drainage adequacy rating was determined for all roads in the Municipality (hardtop and gravel) based on the MTO methodology outlined above.

All road sections have been assigned a drainage adequacy rating during the field collection phase and are contained in the inventory table in Appendix A. Table 11 below summarizes the overall drainage adequacy of the Municipality's Road network.

Table 11: Drainage Adequacy on Municipal Roads

Drainage Adequacy	Drainage Rating Range	Length of Roads (km)	% of Roads
Adequate	15	225.97	33.50 %
Partially Adequate	8 to 14	372.72	55.26 %
Inadequate	1 to 7	75.80	11.24
Total	-	674.48	100.00 %

As shown in Table 11, approximately 66.5% of the road network currently has partially adequate or inadequate drainage. It is recommended that the Municipality develop as ditch maintenance program, funded through their road maintenance budgets, to address these drainage deficiencies.

4.4 Maintenance Considerations

Maintenance demands (i.e., low, average, high) are not a primary consideration in the prioritization of road sections for improvement, however this may be a consideration in the decision to upgrade gravel surfaces to hardtop surfaces.

The Level of Service for maintenance of the Municipality's roads follows the Provincial Minimum Maintenance Standards (O.reg. 239/02 as amended by O. Reg. 366/18). These regulations prescribe required monitoring if the roads and maintenance response requirements, based on the road's class. The road class is set by its AADT and posted speed limit. The Municipality's speed limits range from 40 km/h to 80 km/h with the resulting maintenance classes summarized in Table 12 below:

Table 12: Minimum Maintenance Standard Classifications (O.Reg.239/02, May 2018)

Speed Limit (km/h)	AADT (vpd)	Minimum Maintenance Classification	Length of Road (km)
40	200 – 499	6	2.72
50	0 – 49	6	19.98
	50 – 199	6	29.22
	200 – 499	5	15.28
	500 – 999	5	1.99
	1,000 – 1,999	5	0.31
	5,000 – 5,999	4	1.74
	8,000 – 9,999	3	0.35
60	0 – 49	6	3.81
	50 – 199	5	2.38
	200 – 499	5	0.73
	500 – 999	4	4.11
80	0 – 49	6	178.88
	50 – 199	4	240.08
	200 – 499	4	121.10
	500 – 999	4	48.72
	1,000 – 1,999	3	1.87

In general, gravel roads in the Township maintain an adequate condition through multiple ongoing grading operations throughout the season, with the frequency of grading dependent upon traffic and road condition. Dust suppressant (calcium chloride) is also added to the gravel roads, as required. Maintenance gravel (top-up gravel) is added to the gravel roads at a frequency of approximately two years, to replenish the gravel that is lost due to normal maintenance and operations of these roads.

During the Spring field review, numerous road sections in the Municipality were identified as having various roadside maintenance requirements. Some roadside maintenance requirements identified include brushing, ditching, and/or additional gravel. Road sections warranting such maintenance have been identified in the “Comments” field in the inventory table in Appendix A.

5.0 Road Improvement Needs

In accordance with the terms of reference for this RNS, this study has provided a review of the condition needs of the Municipality’s roads. The development of a future capital plan to address these condition needs is not part of this assignment, however, the condition information assessed provides one segment of the data that should be considered in the development of such a plan. In practice, the Municipality’s development of a capital plan will also consider various other factors to plan and allocate available budgets for road improvements within a capital plan.

The current road condition needs in the Municipality have been determined by applying road deficiency ratings collected in the field against the trigger value criterion set in Table 6. The Municipality’s current road needs are indicated by the type of improvement shown for each road section in the road needs tables contained in Appendix C. Each road section has been prioritized in the road needs tables according to the methodology outlined in Section 3.5. The overall length and cost of road needs for the 297.79 km of roads in the Municipality evaluated in May 2023 according to each improvement type has been summarized in Table 13.

Table 13: Summary of Road Improvement Needs

Improvement Type	Total Length of Current Needs	Total Cost of Current Needs
No Maintenance Required	48.14	N/A
Routine Maintenance (RM)*	131.81	\$607,779.00
Preventive Maintenance (PM)	61.24	\$1,955,316.00
Resurface (R)	33.92	\$2,781,445.00
Rehabilitation (REH)	21.11	\$4,269,537.00
Reconstruction (REC)	1.57	\$383,214.00
Total	297.79	\$9,997,291.00

* Note that all gravel roads in the Municipality are considered to have at minimum, a “Routine Maintenance” need (routine grading and dust suppressant), which have been excluded from the amounts shown on this table (i.e., the outlined “Routine Maintenance” amounts are for hardtop roads only). The total length of gravel roads requiring routine maintenance is 456.13 km, combined with the 56.61 km for hardtop roads, resulting in a total “Routine Maintenance” need of 512.74 km.

As shown in Table 13, the total cost of road improvement needs in the Municipality is approximately \$9.9 million and the total length of roads improvement needs is 297.79 km (excluding gravel road maintenance). The Municipality's current road needs are shown in the spreadsheet and map contained in Appendix C.

Road sections with rehabilitation or reconstruction needs are considered structurally deficient. Therefore, it can be concluded that approximately 22.68 km (or 3.36 %) of the Municipality's Road network is structurally deficient.

It should be noted that the improvement needs identified in this study have been based on a visual surface assessment only. It is recommended that geotechnical assessment of the subsurface conditions be completed during the detailed design stage.

6.0 Asset Management and Capital Planning Considerations

As part of this study, a ten-year road improvement plan has been developed to assist the Municipality in the development of a multi-year capital project plan. It is understood that the Municipality intends to use the updated condition information as input into their ongoing Asset Management and Capital Planning work. The updated GIS geodatabase, excel spreadsheets and mapping assist in this ongoing future work by the Municipality. Such future work may also require updating traffic data, confirming the maintenance/improvement needs and costs based on a project-level review and completing risk analysis to establish project priority within budget limitations.

To maintain a current database for Asset Management and Capital Planning purposes, it is recommended that the Municipality complete regular updates every three to five years to update the condition ratings of the road network, to assess ongoing deterioration rates and resulting improvement requirements.

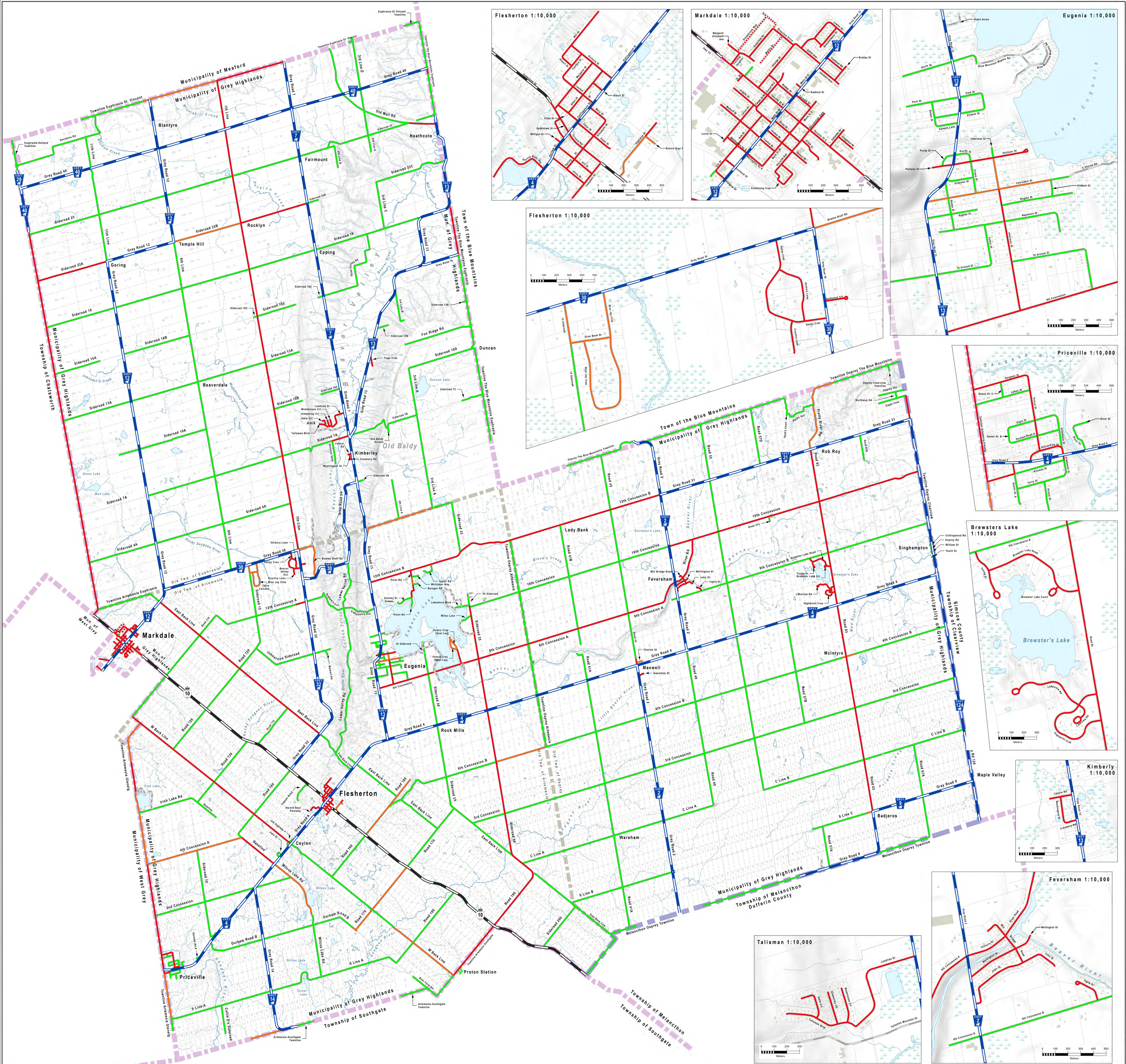


BURNSIDE

[THE DIFFERENCE IS OUR PEOPLE]

Appendix A

Road Database and Inventory Map and Table



Appendix A - Road Inventory Database for All Roads (Sorted by Road Name)

Municipal ID	Road Name	Name From	Name To	Community	Maintenance Percent	Winter Maintenance	Boundary Road	Maintenance Class	Patrol Frequency (O Rag 239-02)	Surface Material	Road Length (m)	Road Width (m)	Adequate Road Width	Platform Width (m)	Surface Area (m²)	Roadside Environment	Curb/Shoulders Even	Curb/Shoulders Odd	Shoulder Width (m) Even Side	Shoulder Width (m) Odd Side	Adequate Shoulder Width	Drainage Type Even Side	Drainage Type Odd Side	Posted Speed Limit (km/h)	C4 Zone Count	AADT Range	AADT	AADT Method	AADT Count Year	Truck Traffic Percent	Comments / Notes
163	10 Sideroad	2nd Concession	Grey Road 4	Grey Highlands	100	No	No	6	Patrol Not Required	Gravel	1689	4	No	4	6756	Rural	Not Recorded	Not Recorded	0	0	No	Open Ditch	Open Ditch	80 km/h	N/A	0-49	1	Actual Count	2023	0	
166	10 Sideroad	4th Concession	4th Concession A	Grey Highlands	100	No	No	6	Patrol Not Required	Gravel	15145	7	Yes	12	15145	Rural	Gravel Shoulder	Gravel Shoulder	0.25	0.25	No	Open Ditch	Open Ditch	80 km/h	N/A	0-49	25	Actual Count	2018	19	
650	10th Concession	Road 63	35 Sd Rd	Grey Highlands	100	No	4	Once Every 14 Days	Gravel	620	10	Yes	12	7440	Rural	Gravel Shoulder	Gravel Shoulder	1	1	Yes	Open Ditch	Open Ditch	80 km/h	N/A	50-199	182	Actual Count	2018	19		
675	10th Concession	Osprey-Artemesia Townline	Victoria Cr	Grey Highlands	100	Yes	No	4	Once Every 14 Days	Gravel	1408	10	Yes	12	16896	Rural	Gravel Shoulder	Gravel Shoulder	1	1	Yes	Open Ditch	Open Ditch	80 km/h	N/A	50-199	182	Actual Count	2018	19	
708	10th Concession	Grey Road 418	Grey Road 418	Grey Highlands	100	Yes	No	4	Once Every 14 Days	Gravel	2044	8	Yes	10	20440	Rural	Gravel Shoulder	Gravel Shoulder	1	1	Yes	Open Ditch	Open Ditch	80 km/h	N/A	50-199	119	Actual Count	2019	30	
618	10th Concession	Grey Road 418	Grey Road 418	Grey Highlands	100	Yes	No	4	Once Every 14 Days	Gravel	2060	8	Yes	10	20600	Rural	Gravel Shoulder	Gravel Shoulder	1	1	Yes	Open Ditch	Open Ditch	80 km/h	N/A	50-199	125	Actual Count	2018	29	
746	10th Concession	Grey Road 2	Road 45	Grey Highlands	100	Yes	No	4	Once Every 14 Days	Gravel	2039	8	Yes	9	18531	Rural	Gravel Shoulder	Gravel Shoulder	0.5	0.5	No	Open Ditch	Open Ditch	80 km/h	3	50-199	149	Actual Count	2018	34	
762	10th Concession	Grey Road 2	River Road	Grey Highlands	100	Yes	No	6	Patrol Not Required	High Class Bituminous	949	6.7	No	8.7	6358.3	Rural	Gravel Shoulder	Gravel Shoulder	1	1	Yes	Open Ditch	Open Ditch	80 km/h	N/A	0-49	36	Actual Count	2021	11	
772	10th Concession	Road 55	River Road	Grey Highlands	100	Yes	No	6	Patrol Not Required	High Class Bituminous	1072	6.7	No	8.7	7182.4	Rural	Gravel Shoulder	Gravel Shoulder	1	1	Yes	Open Ditch	Open Ditch	80 km/h	1	0-49	36	Actual Count	2021	11	
790	10th Concession	Road 55	Road 57C	Grey Highlands	100	Yes	No	4	Once Every 14 Days	High Class Bituminous	2073	6.7	No	8.7	13889.1	Rural	Gravel Shoulder	Gravel Shoulder	1	1	Yes	Open Ditch	Open Ditch	80 km/h	N/A	500-999	534	Actual Count	2019	18	
800	10th Concession	Road 57C	Road 63	Grey Highlands	100	Yes	No	4	Once Every 14 Days	High Class Bituminous	2061	6.7	No	8.7	13883.8	Rural	Gravel Shoulder	Gravel Shoulder	1	1	Yes	Open Ditch	Open Ditch	80 km/h	N/A	200-499	374	Actual Count	2021	12	
802	10th Concession	Grey Road 31	Grey Road 31	Grey Highlands	100	Yes	No	4	Once Every 14 Days	High Class Bituminous	4111	6.7	No	8.7	27243.7	Rural	Gravel Shoulder	Gravel Shoulder	1	1	Yes	Open Ditch	Open Ditch	80 km/h	N/A	50-199	80	Actual Count	2013	27	
943	11th Line	Sideroad 22 A	Sideroad 22 A	Grey Highlands	100	Yes	No	4	Once Every 14 Days	Gravel	1862	9	Yes	8.5	17689	Rural	Gravel Shoulder	Gravel Shoulder	0.25	0.25	No	Open Ditch	Open Ditch	80 km/h	N/A	50-199	69	Actual Count	2021	31	
960	11th Line	Sideroad 25	Sideroad 25	Grey Highlands	100	Yes	No	6	Patrol Not Required	Gravel	1868	7	Yes	7.5	14610	Rural	Gravel Shoulder	Gravel Shoulder	0.25	0.25	No	Open Ditch	Open Ditch	80 km/h	N/A	0-49	48	Actual Count	2018	18	
977	11th Line	Grey Rd 40	Grey Rd 40	Grey Highlands	100	Yes	No	6	Patrol Not Required	Gravel	1236	7	Yes	7.5	9270	Rural	Gravel Shoulder	Gravel Shoulder	0.25	0.25	No	Open Ditch	Open Ditch	80 km/h	N/A	0-49	35	Actual Count	2018	13	
632	12th Concession A	15th Sd Rd	Road 110	Grey Highlands	100	Yes	No	4	Patrol Not Required	Gravel	1722	9	Yes	9.5	16359	Rural	Gravel Shoulder	Gravel Shoulder	0.25	0.25	No	Open Ditch	Open Ditch	80 km/h	N/A	0-49	35	Actual Count	2022	10	
649	12th Concession A	15th Sd Rd	2.0 km west of Grey Road 32	Grey Highlands	100	Yes	No	4	Once Every 14 Days	Gravel	1623	10	Yes	10.5	17041.5	Rural	Gravel Shoulder	Gravel Shoulder	0.25	0.25	No	Open Ditch	Open Ditch	80 km/h	N/A	50-199	63	Actual Count	2017	42	
653	12th Concession A	2.0 km west of Grey Road 32	Grey Rd 32	Grey Highlands	100	Yes	No	4	Once Every 14 Days	High Class Bituminous	434	6.7	No	8.7	2773.8	Rural	Gravel Shoulder	Gravel Shoulder	1	1	Yes	Open Ditch	Open Ditch	80 km/h	N/A	50-199	63	Actual Count	2017	42	
718	12th Concession B	Point Rd	Grey Rd 13	Grey Highlands	100	Yes	No	4	Once Every 14 Days	High Class Bituminous	1661	6.7	No	8.7	11128.7	Rural	Gravel Shoulder	Gravel Shoulder	1	1	Yes	Open Ditch	Open Ditch	80 km/h	N/A	200-499	371	Actual Count	2019	15	
732	12th Concession B	Taylor Rd	Point Rd	Grey Highlands	100	Yes	No	4	Once Every 14 Days	High Class Bituminous	436	6.7	No	8.7	5021.2	Rural	Gravel Shoulder	Gravel Shoulder	1	1	Yes	Open Ditch	Open Ditch	80 km/h	N/A	200-499	371	Actual Count	2019	15	
740	12th Concession B	Taylor Road	Taylor Road	Grey Highlands	100	Yes	No	4	Once Every 14 Days	High Class Bituminous	1261	6.7	No	8.7	8648.7	Rural	Gravel Shoulder	Gravel Shoulder	1	1	Yes	Open Ditch	Open Ditch	80 km/h	N/A	200-499	371	Actual Count	2019	15	
758	12th Concession B	Osprey-Artemesia Townline	35 Sd Rd	Grey Highlands	100	Yes	No	4	Once Every 14 Days	High Class Bituminous	2095	6.7	No	8.7	14036.5	Rural	Gravel Shoulder	Gravel Shoulder	1	1	Yes	Open Ditch	Open Ditch	80 km/h	N/A	200-499	480	Actual Count	2022	11	
778	12th Concession B	Road 418	Osprey-Artemesia Townline	Grey Highlands	100	Yes	No	4	Once Every 14 Days	High Class Bituminous	2043	9	Yes	11	18387	Rural	Gravel Shoulder	Gravel Shoulder	1	1	Yes	Open Ditch	Open Ditch	80 km/h	N/A	50-199	75	Actual Count	2022	16	
780	12th Concession B	Road 418	Road 418	Grey Highlands	100	Yes	No	4	Once Every 14 Days	High Class Bituminous	2061	9	Yes	11	18388	Rural	Gravel Shoulder	Gravel Shoulder	1	1	Yes	Open Ditch	Open Ditch	80 km/h	N/A	500-999	213	Actual Count	2022	12	
482	12th Concession B	Grey Road 2	Road 45	Grey Highlands	100	Yes	No	4	Once Every 14 Days	High Class Bituminous	2047	6.7	No	8.7	13714.9	Rural	Gravel Shoulder	Gravel Shoulder	1	1	Yes	Open Ditch	Open Ditch	80 km/h	N/A	200-499	300	Not Recorded	N/A	N/A	
630	15 Sideroad	Road 120	12th Concession A	Grey Highlands	100	Yes	No	4	Once Every 14 Days	Gravel	973	8	Yes	9	8757	Rural	Gravel Shoulder	Gravel Shoulder	0.5	0.5	No	Open Ditch	Open Ditch	80 km/h	N/A	50-199	53	Actual Count	2022	10	
714	15 Sideroad	12th Concession A	0.83 km south of Gros Beak Dr	Grey Highlands	100	Yes	No	4	Once Every 14 Days	Gravel	1886	10	Yes	10	16860	Rural	Not Recorded	Not Recorded	0	0	No	Open Ditch	Open Ditch	80 km/h	N/A	50-199	100	Actual Count	2017	25	
150	15 Sideroad	Grey Rd 30	0.83 km south of Gros Beak Dr	Grey Highlands	100	Yes	No	4	Once Every 14 Days	Low Class Bituminous	671	12.7	No	6.7	2271.3	Rural	Gravel Shoulder	Gravel Shoulder	0.12	0.12	No	Open Ditch	Open Ditch	80 km/h	N/A	50-199	87	Actual Count	2017	25	
158	200 Sideroad	East Back Line	HWY 10	Grey Highlands	100	Yes	No	4	Once Every 14 Days	Gravel	2067	10	Yes	11	22737	Rural	Gravel Shoulder	Gravel Shoulder	0.5	0.5	No	Open Ditch	Open Ditch	80 km/h	N/A	50-199	78	Actual Count	2016	0	
989	25 Sideroad	The Blue Mountains-Euphrasia Townline	West End	Grey Highlands	100	Yes	No	6	Patrol Not Required	Gravel	759	7	Yes	9	6831	Rural	Gravel Shoulder	Gravel Shoulder	1	1	Yes	Open Ditch	Open Ditch	80 km/h	N/A	0-49	25	Range Median	N/A	N/A	
623	2nd Concession	Artemesia Glenora Townline	Artemesia Glenora Townline	Grey Highlands	100	Yes	No	4	Once Every 14 Days	Gravel	202	8	Yes	8	16368	Rural	Not Recorded	Not Recorded	0	0	No	Open Ditch	Open Ditch	80 km/h	N/A	50-199	87	Actual Count	2018	13	
445	2nd Concession	Grey Road 4	10 Sideroad	Grey Highlands	100	Yes	No	4	Once Every 14 Days	Gravel	2038	8	Yes	8.5	17323	Rural	Gravel Shoulder	Gravel Shoulder	0.25	0.25	No	Open Ditch	Open Ditch	80 km/h	N/A	50-199	167	Actual Count	2017	26	
451	2nd Concession	Grey Road 4	Willow Lake Rd	Grey Highlands	100	Yes	No	6	Patrol Not Required	Gravel	1464	7	Yes	7.5	10980	Rural	Gravel Shoulder	Gravel Shoulder	0.25	0.25	No	Open Ditch	Open Ditch	80 km/h	N/A	0-49	14	Actual Count	2022	21	
56	30 Sideroad	East Back Line	4th Concession B	Grey Highlands	100	Yes	No	4	Once Every 14 Days	Gravel	1369	7	Yes	7.24	9434.72	Rural	Gravel Shoulder	Gravel Shoulder	0.12	0.12	No	Open Ditch	Open Ditch	80 km/h	N/A	50-199	58	Actual Count	2022	16	
489	4th Concession	Grey Road 4	4th Concession B	Grey Highlands	100	Yes	No	4	Once Every 14 Days	Gravel	15475.5	9	Yes	7.5	14572.5	Rural	Gravel Shoulder	Gravel Shoulder	0.25	0.25	No	Open Ditch	Open Ditch	80 km/h	N/A	50-199	87	Actual Count	2022	21	
302	30 Sideroad	Grey Road 4	8th Concession	Grey Highlands	100	Yes	No	4	Once Every 14 Days	Gravel	2041	9	Yes	10	20410	Rural	Gravel Shoulder	Gravel Shoulder	0.5	0.5	No	Open Ditch	Open Ditch	80 km/h	2	50-199	90	Actual Count	2019	46	
380	30 Sideroad	8th Concession	Lakeshore Drive	Grey Highlands	100	Yes	No	4	Once Every 14 Days	Gravel	1838	7.5	Yes	7.24	1488.12	Rural	Gravel Shoulder	Gravel Shoulder	0.12	0.12	No	Open Ditch	Open Ditch	80 km/h	N/A	50-199	125	Range Median	N/A	N/A	
519	30 Sideroad	Lakeshore Drive	Lakeshore Drive	Grey Highlands	100	Yes	No	4	Patrol Not Required	Gravel	1233	4.2	Yes	7.24	1233.42	Rural	Gravel Shoulder	Gravel Shoulder	0.12	0.12	No	Open Ditch	Open Ditch	80 km/h	N/A	50-199	42	Range Median	N/A	N/A	
553	30 Sideroad	MacDonalds Rd	Sunset Point	Grey Highlands	100	Yes	No	4	Once Every 14 Days	Gravel	187	6.5	No	6.74	1260.38	Rural	Gravel Shoulder	Gravel Shoulder	0.12	0.12	No	Open Ditch	Open Ditch	80 km/h	N/A	50-199	52	Actual Count	2022	17	
556	30 Sideroad	Sunset Point	Island View Dr	Grey Highlands	100	Yes	No	6	Patrol Not Required	Gravel	73	6.5	No	6.74	452.02	Rural	Gravel Shoulder	Gravel Shoulder	0.12	0.12	No	Open Ditch	Open Ditch	80 km/h	N/A	0-49	25	Range Median	N/A	N/A	
216	35 Sideroad	4th Concession	4th Concession B	Grey Highlands	100	Yes	No	4	Once Every 14 Days	High Class Bituminous	1107.1	6.7	Yes	8.7	1107.1	Rural	Gravel Shoulder	Gravel Shoulder	1	1	Yes	Open Ditch	Open Ditch	80 km/h	N/A	200-499	436	Actual Count	2022	5	
65	35 Sideroad	3rd Concession	Grey Highlands	Grey Highlands	100	Yes	No	4	Once Every 14 Days	High Class Bituminous	2053	6.7	No	8.7	13755.1	Rural	Gravel Shoulder	Gravel Shoulder	1	1	Yes	Open Ditch	Open Ditch	80 km/h	2	200-499	338	Actual Count	2018	24	
394	35 Sideroad	4th Concession	Grey Road 4	Grey Highlands	100	Yes	No	4	Once Every 14 Days	High Class Bituminous	2055	6.7	No	8.7	13768.5	Rural	Gravel Shoulder	Gravel Shoulder	1	1	Yes	Open Ditch	Open Ditch	80 km/h	0	200-499	426	Actual Count	2022	20	
352	35 Sideroad	Grey Road 4	8th Concession	Grey Highlands	100	Yes	No	4	Once Every 14 Days	High Class Bituminous	2051	6.7	No	8.7	13741.7	Rural	Gravel Shoulder	Gravel Shoulder	1	1	Yes	Open Ditch	Open Ditch	80 km/h	N/A	500-999	507	Actual Count	2022	10	
696	35 Sideroad	Willies Ln	Willies Ln	Grey Highlands	100	Yes	No	4	Once Every 14 Days	High Class Bituminous	680	6.7	No	8.7	680	Rural	Gravel Shoulder	Gravel Shoulder	1	1	Yes	Open Ditch	Open Ditch	80 km/h	N/A	50-199	20	Actual Count	2022	1	
628	35 Sideroad	Willies Ln	Willies Ln	Grey Highlands	100	Yes	No	4	Once Every 14 Days	High Class Bituminous	642	6.7	No	8.7	4304.4	Rural	Gravel Shoulder	Gravel Shoulder	1	1	Yes	Open Ditch	Open Ditch	80 km/h	N/A	200-499	444	Actual Count	2016	N/A	
642	35 Sideroad	Willies Ln	Lakeshore Blvd	Grey Highlands	100	Yes	No	4	Once Every 14 Days	High Class Bituminous	449	6.7	No	8.7	3008.3	Rural	Gravel Shoulder	Gravel Shoulder	1	1	Yes	Open Ditch	Open Ditch	80 km/h	N/A	200-499	444	Actual Count	2016	N/A	
79	35 Sideroad	Valley Drive	Valley Drive	Grey Highlands	100	Yes	No	4	Once Every 14 Days	Gravel	153	7	Yes	7.5	1147.5	Rural	Gravel Shoulder	Gravel Shoulder	0.25	0.25	No	Open Ditch	Open Ditch	80 km/h	N/A	50-199	125	Range Median	N/A	N/A	
670	35 Sideroad	Penny Ln	Penny Ln	Grey Highlands	100	Yes</																									

Appendix A - Road Inventory Database for All Roads (Sorted by Road Name)

Municipal ID	Road Name	Name From	Name To	Community	Maintenance Percent	Winter Maintenance	Boundary Road	Maintenance Class	Patrol Frequency (O Reg 239-02)	Surface Material	Road Length (m)	Road Width (m)	Adequate Road Width	Platform Width (m)	Surface Area (m²)	Roadside Environment	Curb/Shoulders Even	Curb/Shoulders Odd	Shoulder Width [m] Even Side	Shoulder Width [m] Odd Side	Adequate Shoulder Width	Drainage Type Even Side	Drainage Type Odd Side	Posted Speed Limit (km/h)	C4 Zone Count	AADT Range	AADT	AADT Method	AADT Count Year	Truck Percent	Comments / Notes
102	Artemesia St	Grey Road 4	Kinross St	Priceville	100	Yes	No	6	Patrol Not Required	High Class Bituminous	42	6.7	Yes	7.7	281.4	Semi-Urban	Grass Shoulder	Grass Shoulder	0.5	0.5	No	Non-Applicable	Adjacent Road: Storm Sewer	50 km/h	N/A	0-49	46	Actual Count	2018	4	
118	Artemesia St	Highway 10	Priceville	Priceville	100	Yes	No	6	Patrol Not Required	Gravel	136	6	Yes	8	816	Semi-Urban	Grass Shoulder	Grass Shoulder	0	0	No	Not Recorded	Not Recorded	50 km/h	N/A	50-199	125	Range Median	N/A	N/A	
100	Artemesia St	Kinross St	Torrey Street	Priceville	100	Yes	No	6	Patrol Not Required	Gravel	110	6	Yes	5	350	Semi-Urban	Grass Shoulder	Grass Shoulder	0	0	No	Not Recorded	Not Recorded	50 km/h	N/A	0-49	11	Actual Count	2023	14	
667	Artemesia-Euphrasia Townline	East Back Line	0.19 km west of East Back Line	Grey Highlands	100	Yes	No	6	Patrol Not Required	Gravel	193	5	No	6	1158	Rural	Gravel Shoulder	Gravel Shoulder	0.5	0.5	No	Open Ditch	Open Ditch	80 km/h	N/A	0-49	25	Range Median	N/A	N/A	
788	Artemesia-Euphrasia Townline	4th Line A	Grey Road 13	Grey Highlands	100	Yes	No	4	Once Every 14 Days	Low Class Bituminous	1584	6.7	No	7.7	10612.8	Rural	Gravel Shoulder	Gravel Shoulder	0.5	0.5	No	Open Ditch	Open Ditch	80 km/h	N/A	50-199	102	Actual Count	2020	9	Some brushing required
794	Artemesia-Euphrasia Townline	4th Line A	Grey Highlands	Grey Highlands	100	Yes	No	4	Once Every 14 Days	Low Class Bituminous	1372	6.7	No	7.7	9192.4	Rural	Gravel Shoulder	Gravel Shoulder	0.5	0.5	No	Open Ditch	Open Ditch	80 km/h	N/A	50-199	102	Actual Count	2020	9	
798	Artemesia-Euphrasia Townline	Sideroad 35	3rd Line A	Grey Highlands	100	No	No	6	Patrol Not Required	Gravel	791	5	No	8	3955	Rural	Not Recorded	Not Recorded	0	0	No	Open Ditch	Open Ditch	80 km/h	N/A	0-49	25	Range Median	N/A	N/A	
641	Artemesia-Euphrasia Townline	Euphrasia-Holland Townline	0.19 km west of East Back Line	Grey Highlands	100	Yes	No	6	Patrol Not Required	Gravel	1942	7	Yes	8	15536	Rural	Gravel Shoulder	Gravel Shoulder	0.5	0.5	No	Open Ditch	Open Ditch	80 km/h	N/A	0-49	25	Range Median	N/A	N/A	
95	Artemesia-Glenelg Townline	Grey Road 4	Grey Highlands	Grey Highlands	50	Yes	Yes	5	Once Every 30 Days	High Class Bituminous	149	6.7	No	7.7	998.3	Rural	Gravel Shoulder	Gravel Shoulder	0.5	0.5	No	Open Ditch	Open Ditch	60 km/h	N/A	200-499	224	Actual Count	2018	12	
119	Artemesia-Glenelg Townline	James St	Grey Road 4	Grey Highlands	50	Yes	Yes	5	Once Every 30 Days	High Class Bituminous	461	6.7	No	7.7	3088.7	Rural	Gravel Shoulder	Gravel Shoulder	0.5	0.5	No	Open Ditch	Open Ditch	60 km/h	N/A	200-499	300	Not Recorded	N/A	N/A	
470	Artemesia-Glenelg Townline	Concession 8	West Lake 14 Days	Grey Highlands	50	Yes	Yes	4	Once Every 14 Days	Low Class Bituminous	1678	6.7	No	8.7	11242.6	Rural	Gravel Shoulder	Gravel Shoulder	1	1	Yes	Open Ditch	Open Ditch	80 km/h	N/A	200-499	331	Actual Count	2016	3	Pulverize + 50mm HL-4 in 2021
71	Artemesia-Glenelg Townline	Southline A	South End	Grey Highlands - West Grey	50	Yes	Yes	6	Patrol Not Required	Gravel	493	5	No	6	2908	Rural	Gravel Shoulder	Gravel Shoulder	0.5	0.5	No	Open Ditch	Open Ditch	80 km/h	N/A	0-49	25	Range Median	N/A	N/A	
86	Artemesia-Glenelg Townline	Southline A	Grey Highlands - West Grey	50	Yes	Yes	6	Patrol Not Required	High Class Bituminous	1798	6.7	No	7.7	12066.4	Rural	Gravel Shoulder	Gravel Shoulder	0.5	0.5	No	Open Ditch	Open Ditch	80 km/h	N/A	0-49	28	Actual Count	2023	9	Large drop off present with missing guide rail	
127	Artemesia-Glenelg Townline	Sauguen St	Grey Highlands - West Grey	50	Yes	Yes	5	Once Every 30 Days	High Class Bituminous	119	6.7	No	7.7	797.3	Rural	Gravel Shoulder	Gravel Shoulder	0.5	0.5	No	Open Ditch	Open Ditch	60 km/h	N/A	200-499	300	Not Recorded	N/A	N/A		
154	Artemesia-Glenelg Townline	2nd Concession	Sauguen St	Grey Highlands - West Grey	50	Yes	Yes	4	Once Every 14 Days	High Class Bituminous	1567	6.7	No	8.7	10489.8	Rural	Gravel Shoulder	Gravel Shoulder	1	1	Yes	Open Ditch	Open Ditch	80 km/h	1	200-499	300	Not Recorded	N/A	N/A	Brushing and ditching required. The Municipality indicated this road has maintained it's condition for a while
173	Artemesia-Glenelg Townline	2nd Concession	4th Concession	Grey Highlands - West Grey	50	Yes	Yes	4	Once Every 14 Days	High Class Bituminous	2042	6.7	No	8.7	13581.4	Rural	Gravel Shoulder	Gravel Shoulder	1	1	Yes	Open Ditch	Open Ditch	80 km/h	N/A	500-999	644	Actual Count	2014	52	Lots of cracking and distortion present
215	Artemesia-Glenelg Townline	4th Concession	Irish Lake Road	Grey Highlands - West Grey	50	Yes	Yes	4	Once Every 14 Days	Low Class Bituminous	2045	6.7	No	8.7	13701.5	Rural	Gravel Shoulder	Gravel Shoulder	1	1	Yes	Open Ditch	Open Ditch	80 km/h	N/A	500-999	558	Actual Count	2018	40	Pulverize + 50mm HL-4 in 2020
23	Artemesia-Glenelg Townline	4th Lake Road	Pinewood Dr	Grey Highlands - West Grey	50	Yes	Yes	6	Patrol Not Required	Low Class Bituminous	897	6.7	Yes	8.7	5807.9	Rural	Gravel Shoulder	Gravel Shoulder	1	1	Yes	Open Ditch	Open Ditch	40 km/h	N/A	200-499	334	Actual Count	2018	3	Pulverize + 50mm HL-4 in 2020
355	Artemesia-Glenelg Townline	Freewood Dr	Concession 8	Grey Highlands - West Grey	50	Yes	Yes	4	Once Every 14 Days	High Class Bituminous	1221	6.7	No	8.7	8180.7	Rural	Gravel Shoulder	Gravel Shoulder	1	1	Yes	Open Ditch	Open Ditch	60 km/h	1	500-999	508	Actual Count	2021	8	Pulverize + 50mm HL-4 + Guelph replacement in 2021
637	Artemesia-Holland Townline	HWY 10	Artemesia-Euphrasia Townline	Grey Highlands - Chathamworth	50	Yes	Yes	4	Once Every 14 Days	High Class Bituminous	276	6.7	No	8.7	1849.2	Rural	Granular A Shoulder	Granular A Shoulder	1	1	Yes	Open Ditch	Open Ditch	80 km/h	N/A	500-999	635	Actual Count	2018	11	The Municipality indicated this road has maintained it's condition for a while
68	Artemesia-Scoutgate Townline	Grey Road 14	7th Rd	Grey Highlands	50	Not Recorded	Yes	4	Once Every 14 Days	Low Class Bituminous	1253	6.7	No	8.7	8395.1	Rural	Gravel Shoulder	Gravel Shoulder	1	1	Yes	Open Ditch	Open Ditch	80 km/h	N/A	50-199	125	Range Median	N/A	N/A	
79	Artemesia-Scoutgate Townline	Grey Road 14	East End	Grey Highlands - Scoutgate	50	Yes	Yes	6	Patrol Not Required	Gravel	699	7	Yes	7.24	5060.76	Rural	Gravel Shoulder	Gravel Shoulder	0.12	0.12	No	Open Ditch	Open Ditch	80 km/h	N/A	0-49	25	Range Median	N/A	N/A	
78	Artemesia-Scoutgate Townline	Boar Farm Rd	Scoutgate Township Sideroad 15	Grey Highlands - Scoutgate	50	Yes	Yes	6	Patrol Not Required	Gravel	1100	8	Yes	9	9900	Rural	Gravel Shoulder	Gravel Shoulder	0.5	0.5	No	Open Ditch	Open Ditch	80 km/h	N/A	0-49	25	Range Median	N/A	N/A	Municipality indicated they placed Geogrid + Granular A
81	Artemesia-Scoutgate Townline	West Back Line	Boar Farm Rd	Grey Highlands - Scoutgate	50	Not Recorded	Yes	6	Patrol Not Required	Gravel	1038	7	Yes	7.24	7515.12	Rural	Gravel Shoulder	Gravel Shoulder	0.12	0.12	No	Open Ditch	Open Ditch	60 km/h	N/A	0-49	25	Range Median	N/A	N/A	
148	Artemesia-Scoutgate Townline	West Back Line	Grey Highlands	Grey Highlands	100	Yes	Yes	6	Patrol Not Required	High Class Bituminous	2505	6.7	No	8.7	16129.3	Rural	Gravel Shoulder	Gravel Shoulder	1	1	Yes	Open Ditch	Open Ditch	80 km/h	N/A	500-999	417	Actual Count	2018	39	Municipality noted increased road damage due to a fill operation
501	Aspen Grove	Johnston's Sideroad	South End Cul-de-Sac	Grey Highlands	100	Yes	No	6	Patrol Not Required	Gravel	201	7	Yes	7	1407	Semi-Urban	Not Recorded	Not Recorded	0	0	No	Not Recorded	Not Recorded	80 km/h	N/A	0-49	25	Range Median	N/A	N/A	
692	Barguer Rd	Point Rd	Grey Highlands	Grey Highlands	100	Yes	No	6	Patrol Not Required	Gravel	223	8	Yes	10	2230	Semi-Urban	Not Recorded	Not Recorded	1	1	Yes	Not Recorded	Not Recorded	50 km/h	N/A	0-49	25	Range Median	N/A	N/A	
175	Baseline	2nd Concession	Grey Road 4	Grey Highlands	100	Yes	No	4	Once Every 14 Days	Low Class Bituminous	622	6.7	No	8.7	5507.4	Rural	Gravel Shoulder	Gravel Shoulder	1	1	Yes	Open Ditch	Open Ditch	80 km/h	N/A	200-499	363	Actual Count	2017	40	
195	Baseline	4th Concession	Grey Road 4	Grey Highlands	100	Yes	No	6	Patrol Not Required	Gravel	1108	6.7	No	8.7	11081.8	Rural	Gravel Shoulder	Gravel Shoulder	1	1	Yes	Open Ditch	Open Ditch	80 km/h	N/A	200-499	270	Actual Count	2017	13	Pulverize + 50mm HL-4 in 2022. Minor cracking at the centreline joint
201	Baseline	Road 140	4th Concession	Grey Highlands	100	Yes	No	6	Patrol Not Required	Gravel	170	7	Yes	7	1180	Rural	Not Recorded	Not Recorded	0	0	No	Open Ditch	Open Ditch	80 km/h	N/A	0-49	9	Actual Count	2023	13	
248	Baseline	Road 130	Dead End	Grey Highlands	100	Yes	No	6	Patrol Not Required	Gravel	956	8.5	Yes	8.5	8126	Urban	Not Recorded	Not Recorded	0	0	No	Open Ditch	Open Ditch	80 km/h	N/A	0-49	25	Range Median	N/A	N/A	
2	Baseline	Road 120	Inch Lake Road	Grey Highlands	100	Yes	No	6	Patrol Not Required	Gravel	273	6.7	No	8.7	2465.1	Rural	Not Recorded	Not Recorded	0	0	No	Open Ditch	Open Ditch	80 km/h	N/A	0-49	25	Range Median	N/A	N/A	
2	Beachell St	Collingwood St	Fleisherton	Fleisherton	100	Yes	No	6	Patrol Not Required	High Class Bituminous	101	9	Yes	9	8029	Urban	Barrier Curb	Swale - Paved Gutter	0	0	Yes	Adjacent Road: Storm Sewer	Adjacent Road: Storm Sewer	50 km/h	N/A	50-199	128	Actual Count	2021	0	
8	Beachell St	Margaret St	Ellen St	Fleisherton	100	Yes	No	6	Patrol Not Required	High Class Bituminous	103	9	Yes	9	927	Urban	Swale - Paved Gutter	Swale - Paved Gutter	0	0	Yes	Non-Applicable	Non-Applicable	50 km/h	N/A	0-49	6	Actual Count	2022	7	
327	Beau Line	Napoleon Street	Dead End	Eugenia	100	Yes	No	6	Patrol Not Required	Gravel	155	10	Yes	10	1550	Semi-Urban	Not Recorded	Not Recorded	0	0	No	Not Recorded	Not Recorded	50 km/h	N/A	0-49	19	Actual Count	2021	21	
381	Beau Line	Grey Road 4	James St	Grey Highlands	100	Yes	No	6	Patrol Not Required	Gravel	304	6	Yes	4	1094	Semi-Urban	Not Recorded	Not Recorded	0	0	No	Not Recorded	Not Recorded	50 km/h	N/A	50-199	125	Range Median	N/A	N/A	
717	Blue Jay Cres	Gros Beak Dr	Gros Beak Dr	Grey Highlands	100	Yes	No	6	Patrol Not Required	Low Class Bituminous	1258	6.7	Yes	7.2	8428.6	Semi-Urban	Gravel Shoulder	Gravel Shoulder	0.25	0.25	No	Open Ditch	Open Ditch	50 km/h	N/A	50-199	125	Range Median	N/A	N/A	Road is in rough condition
414	Blue Jay Cres	Gros Beak Dr	Grey Highlands	Grey Highlands	100	Yes	No	6	Patrol Not Required	Low Class Bituminous	362	6.7	Yes	7.7	2425.4	Semi-Urban	Gravel Shoulder	Gravel Shoulder	0.5	0.5	No	Open Ditch	Open Ditch	50 km/h	N/A	50-199	125	Range Median	N/A	N/A	Micro-surfaced in 2016. Surface is in rough condition
95	Blue Mountain Mtn Rd	Exposue	Blue Mountains Mtn Rd	Grey Highlands	100	Yes	No	6	Patrol Not Required	Gravel	249	6	No	6	1095	Semi-Urban	Not Recorded	Not Recorded	0	0	No	Open Ditch	Open Ditch	50 km/h	N/A	50-199	125	Range Median	N/A	N/A	
80	Boar Farm Rd	Artemesia-Scoutgate Townline	North End	Grey Highlands	100	Yes	No	6	Patrol Not Required	Gravel	747	6	No	6	4482	Rural	Not Recorded	Not Recorded	0	0	No	Open Ditch	Open Ditch	80 km/h	N/A	0-49	25	Range Median	N/A	N/A	
122	Boar Farm Rd	South Line A	Road 180	Grey Highlands	100	Yes	No	6	Patrol Not Required	Gravel	362	7	Yes	7	2534	Rural	Not Recorded	Not Recorded	0	0	No	Open Ditch	Open Ditch	80 km/h	N/A	0-49	25	Range Median	N/A	N/A	
145	Bowling Green Place	South End Cul-de-Sac	Fleisherton	Fleisherton	100	Yes	No	6	Patrol Not Required	Low Class Bituminous	490	6.7	Yes	8.7	4900	Semi-Urban	No Curb	No Curb	0	0	No	Non-Applicable	Non-Applicable	50 km/h	N/A	0-49	25	Range Median	N/A	N/A	
751	Bowles Bluff Rd	Windy Ln Dr	Grey Highlands	Grey Highlands	100	Yes	No	6	Patrol Not Required	Low Class Bituminous	1313	6.7	Yes	7.7	8797.1	Semi-Urban	Asphalt Shoulder	Asphalt Shoulder	0.5	0.5	No	Open Ditch	Open Ditch	40 km/h	N/A	200-499	349	Actual Count	2021	25	
748	Bowles Bluff Rd	Windy Ln Dr	Grey Highlands	Grey Highlands	100	Yes	No	6	Patrol Not Required	Low Class Bituminous	572	6.7	Yes	7.7	3832.4	Rural	Asphalt Shoulder	Asphalt Shoulder	0.5	0.5	No	Open Ditch	Open Ditch	40 km/h	N/A	200-499	304	Actual Count	2013	28	
612	Brackenbury St	Edith Ave	Markdale	Markdale	100	Yes	No	6	Patrol Not Required	High Class Bituminous	136	8.4	Yes	8.4	1142.4	Semi-Urban	No Curb	No Curb	0	0	No	Open Ditch	Open Ditch	50 km/h	N/A	50-199	125	Range Median	N/A	N/A	
613	Brackenbury St	Brackenbury St	Markdale	Markdale	100	Yes	No	6	Patrol Not Required	High Class Bituminous	136	8.4	Yes	8.4	1142.4	Semi-Urban	No Curb	No Curb	0	0	No	Open Ditch	Open Ditch	50 km/h	N/A	50-199	125	Range Median	N/A	N/A	
620	Brackenbury St	Lewler Dr	Markdale	Markdale	100	Yes	No	6	Patrol Not Required	High Class Bituminous	202	7.4	Yes	7.4	1494.8	Semi-Urban	No Curb	No Curb	0	0	No	Non-Applicable	Non-Applicable	50 km/h	N/A	50-199	125	Range Median	N/A	N/A	
589	Bradley St	Camelia Rd	East End	Markdale	100	Yes	No	6	Patrol Not Required	High Class Bituminous	46	7.1	Yes	7.1	326.6	Semi-Urban	Barrier Curb	Barrier Curb	0	0	No	Storm Sewer	Storm Sewer	50 km/h	N/A	0-49	25	Range Median	N/A	N/A	Reconstructed in 2018
718	Brewster Lake Court	Brewster Lake Road	West End	Grey Highlands	100	Yes																									

Appendix A - Road Inventory Database for All Roads (Sorted by Road Name)

Municipal ID	Road Name	Name From	Name To	Community	Maintenance Percent	Winter Maintenance	Boundary Road	Maintenance Class	Patrol Frequency (0 Bag 239-02)	Surface Material	Road Length (m)	Road Width (m)	Adequate Road Width	Platform Width (m)	Surf Area (m²)	Roadside Environment	Curb/Shoulders Even	Curb/Shoulders Odd	Shoulder Width (m) Even Side	Shoulder Width (m) Odd Side	Adequate Shoulder Width	Drainage Type Even Side	Drainage Type Odd Side	Posted Speed Limit (km/h)	C4 Zone Count	AADT Range	AADT	AADT Count Year	Truck Percent	Comments / Notes	
24	Ellen St	Albert St	Levitta St	Fleisherton	100	Yes	No	6	Patrol Not Required	High Class Bituminous	120	6.7	Yes	7.7	830.8	Semi-Urban	Asphalt Shoulder	Asphalt Shoulder	0.5	0.5	No	Open Ditch	Non-Applicable	50 km/h	N/A	50-199	58	Actual Count	2022	9	
131	Ellen St	Victoria St	Levitta St	Fleisherton	100	Yes	No	6	Patrol Not Required	Asphalt Shoulder	120	6.7	Yes	7.7	804	Semi-Urban	Asphalt Shoulder	Asphalt Shoulder	0.5	0.5	No	Non-Applicable	Non-Applicable	50 km/h	N/A	50-199	58	Actual Count	2022	9	
737	Euphrasia-Townline	Sideroad 4A	Euphrasia-Townline	Grey Highlands - Chatsworth	50	Yes	3	Once Every 7 Days	Gravel	1265.3	1869	6.7	No	7.7	12523.3	Rural	Granular A Shoulder	Granular A Shoulder	0.5	0.5	No	Open Ditch	Non-Applicable	80 km/h	N/A	200-499	1192	Actual Count	2023	14	Lots of cracking and some wheel track rutting
760	Euphrasia-Holland Townline	East Back Line	Sideroad 4A	Grey Highlands - Chatsworth	50	Yes	4	Once Every 14 Days	High Class Bituminous	904	6.7	No	8.7	6056.8	Rural	Granular A Shoulder	Granular A Shoulder	1	1	Yes	Open Ditch	Open Ditch	80 km/h	N/A	200-499	260	Actual Count	2016	4	Lots of cracking (mostly in the centreline and edge) and some wheel track rutting	
844	Euphrasia-Holland Townline	3.0 km north of East Back Line	East Back Line	Grey Highlands - Chatsworth	50	Yes	Yes	4	Once Every 14 Days	High Class Bituminous	2981	6.7	No	8.7	19927.7	Rural	Granular A Shoulder	Granular A Shoulder	1	1	Yes	Open Ditch	Open Ditch	80 km/h	N/A	200-499	260	Actual Count	2016	4	
1002	Euphrasia-Holland Townline	Sideroad 13A	3.0 km north of East Back Line	Grey Highlands - Chatsworth	50	Yes	4	Once Every 14 Days	High Class Bituminous	1772	6.7	No	8.7	11817.4	Rural	Granular A Shoulder	Granular A Shoulder	1	1	Yes	Open Ditch	Open Ditch	80 km/h	N/A	200-499	490	Actual Count	2022	71	Appears in good condition	
890	Euphrasia-Holland Townline	Sideroad 16A	Sideroad 13A	Grey Highlands - Chatsworth	50	Yes	Yes	4	Once Every 14 Days	High Class Bituminous	1859	6.7	No	8.7	12455.3	Rural	Granular A Shoulder	Granular A Shoulder	1	1	Yes	Open Ditch	Open Ditch	80 km/h	N/A	200-499	478	Actual Count	2014	18	Road is in good condition but a bumpy ride
888	Euphrasia-Holland Townline	Sideroad 16A	Sideroad 19	Grey Highlands - Chatsworth	50	Yes	Yes	4	Once Every 14 Days	High Class Bituminous	1860	6.7	No	6.7	12462	Rural	Granular A Shoulder	Granular A Shoulder	0	0	Yes	Open Ditch	Open Ditch	80 km/h	N/A	200-499	464	Actual Count	2021	17	To be reconstructed in 2023
137	Euphrasia-Holland Townline	Sideroad 19	Sideroad 15	Grey Highlands - Chatsworth	50	Yes	4	Once Every 14 Days	High Class Bituminous	1854	6.7	No	8.7	12421.8	Rural	Granular A Shoulder	Granular A Shoulder	1	1	Yes	Open Ditch	Open Ditch	80 km/h	N/A	200-499	403	Actual Count	2020	5	Frequent patches of slight alligator cracking	
931	Euphrasia-Holland Townline	Sideroad 22 A	Sideroad 25	Grey Highlands - Chatsworth	50	Yes	Yes	4	Once Every 14 Days	High Class Bituminous	1855	6.7	No	7.7	12428.5	Rural	Gravel Shoulder	Gravel Shoulder	0.5	0.5	No	Open Ditch	Open Ditch	80 km/h	N/A	500-999	548	Actual Count	2020	10	Patches of slight alligator cracking present
935	Euphrasia-Holland Townline	Grey Road 40	Sideroad 25	Grey Highlands - Chatsworth	50	Yes	Yes	4	Once Every 14 Days	High Class Bituminous	84	6.7	No	6.7	562.8	Rural	Granular A Shoulder	Granular A Shoulder	0	0	No	Open Ditch	Open Ditch	80 km/h	N/A	200-499	400	Estimate	N/A	N/A	
963	Euphrasia-Holland Townline	Grey Road 29	Grey Road 40	Grey Highlands - Chatsworth	50	Yes	Yes	4	Once Every 14 Days	Gravel	200	7	Yes	7	1400	Rural	Not Recorded	Not Recorded	0	0	No	Open Ditch	Open Ditch	80 km/h	N/A	50-199	125	Range Median	N/A	N/A	
973	Euphrasia-Holland Townline	Holland Tycherham Townline	Deviation Rd	Grey Highlands - Chatsworth	50	Yes	4	Once Every 14 Days	Gravel	1038	7	Yes	7	7396	Rural	Not Recorded	Not Recorded	0	0	No	Open Ditch	Open Ditch	80 km/h	N/A	50-199	75	Estimate	N/A	N/A		
263	Euphrasia-St Vincent Townline	End	End	Grey Highlands	50	Not Recorded	No	6	Patrol Not Required	Gravel	319	6.5	No	6.5	2073.5	Rural	Not Recorded	Not Recorded	0	0	No	Not Recorded	Not Recorded	80 km/h	N/A	0-49	25	Range Median	N/A	N/A	
1019	Euphrasia-St Vincent Townline	The Blue Mountains-Euphrasia Townline	11th Line	Grey Highlands - Meaford	50	Yes	No	6	Patrol Not Required	Gravel	645	6	No	6.5	4192.5	Rural	Gravel Shoulder	Gravel Shoulder	0.25	0.25	No	Open Ditch	Open Ditch	80 km/h	N/A	0-49	25	Range Median	N/A	N/A	
994	Euphrasia-St Vincent Townline	Deviation Rd	0.26 km West of Grey Road 12	Grey Highlands - Meaford	50	Yes	Yes	4	Once Every 14 Days	Gravel	1953	9	Yes	10	19530	Rural	Gravel Shoulder	Gravel Shoulder	0.5	0.5	No	Open Ditch	Open Ditch	80 km/h	N/A	50-199	76	Actual Count	2021	10	
995	Euphrasia-St Vincent Townline	0.26 km West of Grey Road 12	Grey Road 12	Grey Highlands - Meaford	100	Yes	No	4	Once Every 14 Days	Low Class Bituminous	263	6.7	No	7.7	1767.1	Rural	Gravel Shoulder	Gravel Shoulder	0.5	0.5	No	Open Ditch	Open Ditch	80 km/h	N/A	50-199	70	Actual Count	2018	N/A	
1003	Euphrasia-St Vincent Townline	Grey Road 12	7th Line	Grey Highlands - Meaford	50	Yes	Yes	4	Once Every 14 Days	Low Class Bituminous	2743	6.7	No	7.7	18378.1	Rural	Granular A Shoulder	Granular A Shoulder	0.5	0.5	No	Open Ditch	Open Ditch	80 km/h	N/A	50-199	169	Actual Count	2022	11	The Municipality noted that this segment has been recommended to be pulverized back to gravel until funds are available
1009	Euphrasia-St Vincent Townline	7th Line	Grey Road 7	Grey Highlands - Meaford	50	Yes	Yes	4	Once Every 14 Days	High Class Bituminous	2734	6.7	No	7.7	18317.8	Rural	Granular A Shoulder	Granular A Shoulder	0.5	0.5	No	Open Ditch	Open Ditch	80 km/h	N/A	50-199	61	Actual Count	2019	13	Returned to gravel in 2015 with ditching, brushing and culverts. Paved 50mm Ht. in 2020
369	Evans St	Simpson St	Pelissier St	Eugenia	100	Yes	No	6	Patrol Not Required	Gravel	126	7	Yes	7	882	Semi-Urban	Not Recorded	Not Recorded	0	0	No	Not Recorded	Not Recorded	50 km/h	N/A	0-49	43	Actual Count	2021	3	
386	Evans St	Pelissier St	Pelissier St	Eugenia	100	Yes	No	6	Patrol Not Required	Gravel	63	7	Yes	7	441	Semi-Urban	Not Recorded	Not Recorded	0	0	No	Not Recorded	Not Recorded	50 km/h	N/A	0-49	18	Actual Count	2021	2	
359	Evans St	Canonsville St	Simpson St	Eugenia	100	Yes	No	6	Patrol Not Required	Gravel	126	7	Yes	7	882	Semi-Urban	Not Recorded	Not Recorded	0	0	No	Not Recorded	Not Recorded	50 km/h	N/A	0-49	11	Actual Count	2020	7	
601	Farway Heights	Toronto St N	Margaret Elizabeth Ave	Markdale	100	Yes	No	5	Once Every 30 Days	High Class Bituminous	116	7.9	Yes	7.9	916.4	Urban	Asphalt Shoulder	Asphalt Shoulder	0	0	Yes	Storm Sewer	Storm Sewer	50 km/h	N/A	200-499	300	Not Recorded	N/A	N/A	
1188	Ford's Dr	Grey Road 12	220m N.W. of Grey Road 12	Grey Highlands - West Grey	50	Yes	No	6	Patrol Not Required	High Class Bituminous	216	5.9	No	5.9	1234.4	Semi-Urban	No Shoulder	No Shoulder	0	0	No	No Ditch	No Ditch	50 km/h	N/A	50-199	75	Estimate	N/A	N/A	
3188	Ford's Dr	220m N.W. of Grey Road 12	End	Grey Highlands - West Grey	50	Yes	No	6	Patrol Not Required	High Class Bituminous	84	5.9	No	5.9	495.6	Semi-Urban	No Shoulder	No Shoulder	0	0	No	No Ditch	No Ditch	50 km/h	N/A	50-199	50	Estimate	N/A	N/A	
900	Fox Ridge Rd	The Blue Mountains-Euphrasia Townline	West End	Grey Highlands	100	Yes	No	4	Once Every 14 Days	Gravel	2703	7	Yes	8	21624	Rural	Gravel Shoulder	Gravel Shoulder	0.5	0.5	No	Open Ditch	Open Ditch	80 km/h	N/A	50-199	61	Actual Count	2022	22	
378	George St	Toronto St N	Walker St	Markdale	100	Yes	No	5	Once Every 30 Days	High Class Bituminous	151	8.6	Yes	8.6	1128.6	Semi-Urban	Combination Curb	Combination Curb	0	0	No	Storm Sewer	Storm Sewer	50 km/h	N/A	200-499	237	Actual Count	2022	6	
407	George St	Walker St	Edith Ave	Markdale	100	Yes	No	5	Once Every 30 Days	High Class Bituminous	263	8.6	Yes	8.6	2634.4	Semi-Urban	Barrier Curb	Barrier Curb	0	0	No	Storm Sewer	Storm Sewer	50 km/h	N/A	200-499	300	Not Recorded	N/A	N/A	Paved in 2016
367	Glasgow St	Main St W	Main St W	Markdale	100	Yes	No	6	Patrol Not Required	High Class Bituminous	100	5.9	No	5.9	590	Semi-Urban	Gravel Shoulder	Gravel Shoulder	0	0	No	No Ditch	No Ditch	50 km/h	N/A	50-199	125	Range Median	N/A	N/A	Minor alligator cracking
667	Graham's Hill	Grey Road 32	Lower Valley Rd	Grey Highlands	100	Yes	6	Patrol Not Required	Gravel	1965	6.5	No	6.5	12772.5	Rural	Not Recorded	Not Recorded	0	0	No	Open Ditch	Open Ditch	80 km/h	N/A	0-49	25	Range Median	N/A	N/A		
518	Graveline Blvd	Graveline Blvd	Graveline Blvd	Markdale	100	Yes	No	5	Once Every 30 Days	High Class Bituminous	283	11.1	Yes	11.1	2523.3	Semi-Urban	Barrier Curb	Barrier Curb	0	0	No	Storm Sewer	Storm Sewer	50 km/h	N/A	200-499	111	Not Recorded	N/A	N/A	
618	Graveline Drive	Stan Baker Blvd	Mullin Dr	Markdale	100	Yes	No	5	Once Every 30 Days	High Class Bituminous	113	11.1	Yes	11.1	1054.5	Semi-Urban	Combination Curb	Combination Curb	0	0	No	Non-Applicable	Non-Applicable	50 km/h	N/A	200-499	300	Not Recorded	N/A	N/A	
268	Greenery Lane	Grey Road 4	North End	Markdale	100	Yes	No	6	Patrol Not Required	Gravel	422	8	Yes	8.24	347.28	Rural	Gravel Shoulder	Gravel Shoulder	0.12	0.12	No	Open Ditch	Open Ditch	80 km/h	N/A	0-49	2	Actual Count	2022	0	
690	Greenwood Lane	Toronto St N	End	Markdale	100	Yes	No	6	Patrol Not Required	Gravel	830	6.7	Yes	8.24	830	Semi-Urban	Non-Applicable	Non-Applicable	0	0	No	Open Ditch	Open Ditch	80 km/h	N/A	50-199	300	Not Recorded	N/A	N/A	
599	Greenwood Lane	Greenview Dr	Markdale	100	Yes	No	6	Patrol Not Required	High Class Bituminous	55	8.7	Yes	8.7	478.5	Semi-Urban	Mountable Curb	Mountable Curb	0	0	No	Not Recorded	Not Recorded	50 km/h	N/A	0-49	25	Range Median	N/A	N/A		
715	Gros Beak Dr	Grey Highlands	Sideroad 15	Grey Highlands	100	Yes	No	6	Patrol Not Required	Low Class Bituminous	106	6.7	Yes	7.2	710.2	Semi-Urban	Gravel Shoulder	Gravel Shoulder	0.25	0.25	No	Open Ditch	Open Ditch	50 km/h	N/A	50-199	125	Range Median	N/A	N/A	Road is in very rough condition
716	Grey Road 32	Blue Jay Cr	Blue Jay Cr	Grey Highlands	100	Yes	No	6	Patrol Not Required	Gravel Shoulder	210	6.7	Yes	7.2	1407	Semi-Urban	Gravel Shoulder	Gravel Shoulder	0.25	0.25	No	Open Ditch	Open Ditch	50 km/h	N/A	50-199	125	Range Median	N/A	N/A	Road is in very rough condition
303	Greenfield St	Grey Road 2	East End Cul-de-Sac	Grey Highlands	100	Yes	No	6	Patrol Not Required	High Class Bituminous	253	6.7	Yes	7.2	1695.1	Semi-Urban	Gravel Shoulder	Gravel Shoulder	0.25	0.25	No	Open Ditch	Open Ditch	50 km/h	N/A	0-49	15	Actual Count	2023	13	
230	Harold Best Parkway	Durham St	West End	Fleisherton	100	Yes	No	6	Patrol Not Required	High Class Bituminous	530	6.7	Yes	8.7	3351	Semi-Urban	Gravel Shoulder	Gravel Shoulder	1	1	Yes	Non-Applicable	Non-Applicable	50 km/h	N/A	0-49	4	Actual Count	2022	6	
188	Harold Best Parkway	End (50m South of Central Rd)	Markdale	Fleisherton	100	Yes	No	6	Patrol Not Required	High Class Bituminous	29	7.1	Yes	8.7	3488.8	Semi-Urban	Barrier Curb	Barrier Curb	0	0	No	Storm Sewer	Storm Sewer	50 km/h	N/A	50-199	118	Actual Count	2022	12	Reconstructed in 2018 followed by Micro-surfacing
422	Hickory Lane	Valley Crescent	Valley Crescent	Grey Highlands	100	Yes	No	6	Patrol Not Required	High Class Bituminous	518	6.7	Yes	7.2	3470.6	Semi-Urban	Asphalt Shoulder	Asphalt Shoulder	0.25	0.25	No	Open Ditch	Open Ditch	50 km/h	N/A	0-49	15	Actual Count	2018	13	Lots of cracking and some minor alligator cracking
244	Highland Dr	Bonnie Brae Place	Bonnie Brae Place	Fleisherton	100	Yes	No	5	Once Every 30 Days	Low Class Bituminous	396	6.7	Yes	6.7	2653.2	Semi-Urban	Asphalt Shoulder	Asphalt Shoulder	0	0	No	Non-Applicable	Non-Applicable	50 km/h	N/A	500-999	795	Actual Count	2018	5	The Municipality noted some flooding issues here due to water runoff. No ditches present
253	Highland Dr	Bonnie Brae Place	North End	Fleisherton	100	Yes	No	6	Patrol Not Required	High Class Bituminous	140	6	Yes	6	54	Semi-Urban	Grass Shoulder	Grass Shoulder	0	0	No	Open Ditch	No Ditch	50 km/h	N/A	0-49	4	Actual Count	2021	13	Far amount of cracking. Some small patches has chunks of asphalt missing
682	Hillcrest Crs	Grey Highlands	Spring St	Grey Highlands	100	Yes	No	6	Patrol Not Required	Gravel	5038	6.7	Yes	8.7	5038.4	Semi-Urban	Gravel Shoulder	Gravel Shoulder	1	1	Yes	Open Ditch	Open Ditch	80 km/h	N/A	0-49	11	Actual Count	2021	13	
686	Hillcrest Crs	Road 63	Lakeview Rd	Grey Highlands	100	Yes	No	4	Once Every 14 Days	High Class Bituminous	176	6.7	Yes	8.7	1178.2	Semi-Urban	Gravel Shoulder	Gravel Shoulder	1	1	Yes	Open Ditch	Open Ditch	80 km/h	N/A	50-199	125	Range Median	N/A	N/A	
232	Hill St	Spring St	Campbell St	Fleisherton	100	Yes	No	6	Patrol Not Required	High Class Bituminous	178	8	Yes	9	1602	Urban	Barrier Curb	Barrier Curb	0	0	Yes	Non-Applicable	Non-Applicable	50 km/h	N/A	50-199	88	Actual Count	2022	7	
140	Ingles Dr	Spring St	Fleisherton	Fleisherton	100	Yes	No	6	Patrol Not Required	High Class Bituminous	178	8	Yes	9	1602	Urban	Barrier Curb	Barrier Curb	0	0	Yes	Non-Applicable	Non-Applicable	50 km/h	N/A	50-199	88	Actual Count	2022	7	
685	Ingles Dr	8th Concession B	North End Cul-de-Sac	Fleisherton	100	Yes	No	6	Patrol Not Required	High Class Bituminous	301	6.7	Yes	7.7	2016.7	Semi-Urban	Gravel Shoulder	Gravel Shoulder													

Appendix A - Road Inventory Database for All Roads (Sorted by Road Name)

Municipal ID	Road Name	Name From	Name To	Community	Maintenance Percent	Winter Maintenance	Boundary Road	Maintenance Class	Patrol Frequency (O Rag 239-02)	Surface Material	Road Length (m)	Road Width (m)	Adequate Road Width	Platform Width (m)	Surface Area (m ²)	Roadside Environment	Curb/Shoulders Even	Curb/Shoulders Odd	Shoulder Width (m) Even	Shoulder Width (m) Odd Side	Adequate Shoulder Width	Drainage Type Even Side	Drainage Type Odd Side	Posted Speed Limit (km/h)	C4 Zone Count	AAOT Range	AAOT	AAOT Method	AAOT Count Year	Truck Traffic Percent	Comments / Notes
985	Old Mail Road	Sideward 25	Grey Road 13	Grey Highlands	100	Yes	No	4	Once Every 14 Days	High Class Bituminous	1062	6.7	No	8.7	7115.4	Rural	Granular A Shoulder	Granular A Shoulder	1	1	Yes	Open Ditch	Open Ditch	80 km/h	N/A	200-499	276	Actual Count	2020	29	Slight cracking along the centreline. Noted as a possible double micro-surface
991	Old Mail Road	3rd Line	Sideward 25	Grey Highlands	100	Yes	No	4	Once Every 14 Days	Gravel	1841	5	No	6	11046	Rural	Gravel Shoulder	Gravel Shoulder	0.5	0.5	No	Open Ditch	Open Ditch	80 km/h	N/A	50-199	108	Actual Count	2020	9	Maintenance gravel was being added at the time of inspection. Municipality noted concerns establishing ditches due to road width.
999	Old Mail Road	Grey Road 40	3rd Line D	Grey Highlands	100	Yes	No	4	Once Every 14 Days	Gravel	1061	5	No	5	5305	Rural	Not Recorded	Not Recorded	0	0	No	Open Ditch	Open Ditch	80 km/h	N/A	50-199	125	Range Median	N/A	N/A	
1012	Old Mail Road	Grey Road 40	Euphrasia St Vincent Townline	Grey Highlands	100	Yes	No	4	Once Every 14 Days	Gravel	1903	7	Yes	7	13321	Rural	Not Recorded	Not Recorded	0	0	No	Open Ditch	Open Ditch	80 km/h	N/A	50-199	114	Actual Count	2021	26	
976	Osprey Heights	Northway Rd	West End	Grey Highlands	100	Yes	No	6	Patrol Not Required	Gravel	759	9	Yes	11	7529	Rural	Gravel Shoulder	Gravel Shoulder	1	1	Yes	Open Ditch	Open Ditch	80 km/h	N/A	0-49	6	Actual Count	2022	13	
879	Osprey Heights	Northway Rd	East End	Grey Highlands	100	Yes	No	6	Patrol Not Required	Gravel	379	9	Yes	11	4169	Rural	Gravel Shoulder	Gravel Shoulder	1	1	Yes	Open Ditch	Open Ditch	50 km/h	N/A	0-49	19	Actual Count	2020	8	
749	Osprey Rd	Grey Road 31	West End	Grey Highlands	50	Yes	No	6	Patrol Not Required	Gravel	93	7	Yes	8	744	Semi-Urban	Not Recorded	Not Recorded	0.5	0.5	No	Not Recorded	Not Recorded	50 km/h	N/A	0-49	13	Actual Count	2020	N/A	
473	Osprey-Artemesia Townline	1.06 km south of Grey Road 4	4th Concession B	Grey Highlands	100	No	No	6	Patrol Not Required	Gravel	994	6	No	8.5	6461	Rural	Gravel Shoulder	Gravel Shoulder	0.25	0.25	No	Open Ditch	Open Ditch	80 km/h	N/A	0-49	6	Actual Count	2022	N/A	
284	Osprey-Artemesia Townline	Grey Road 4	1.06 km south of Grey Road 4	Grey Highlands	100	Yes	No	6	Patrol Not Required	Gravel	1059	10	Yes	11	11649	Rural	Gravel Shoulder	Gravel Shoulder	0.5	0.5	No	Open Ditch	Open Ditch	80 km/h	N/A	0-49	6	Actual Count	2022	28	
341	Osprey-Artemesia Townline	1.17 km north of Grey Road 4	Grey Highlands	100	No	No	No	6	Patrol Not Required	Gravel	1167	6	No	6	7002	Rural	Not Recorded	Not Recorded	0	0	No	Open Ditch	Open Ditch	80 km/h	N/A	0-49	4	Actual Count	2023	N/A	
551	Osprey-Artemesia Townline	0.7 km south of 8th Concession A	1.17 km north of Grey Road 4	Grey Highlands	100	No	No	6	Patrol Not Required	Gravel	299	6	No	6	1794	Rural	Not Recorded	Not Recorded	0	0	No	Open Ditch	Open Ditch	80 km/h	N/A	0-49	4	Actual Count	2023	3	
338	Osprey-Artemesia Townline	South End	0.7 km south of 8th Concession A	Grey Highlands	100	Yes	No	6	Patrol Not Required	Gravel	70	6	No	6	420	Rural	Not Recorded	Not Recorded	0	0	No	Open Ditch	Open Ditch	80 km/h	N/A	0-49	4	Estimate	N/A	N/A	
551	Osprey-Artemesia Townline	8th Concession A	0.7 km south of 8th Concession A	Grey Highlands	100	No	No	6	Patrol Not Required	Gravel	697	6	No	6	4182	Rural	Not Recorded	Not Recorded	0	0	No	Open Ditch	Open Ditch	80 km/h	N/A	0-49	4	Actual Count	2023	3	
676	Osprey-Artemesia Townline	8th Concession A	10th Concession	Grey Highlands	100	Yes	No	4	Once Every 14 Days	Gravel	2088	7	Yes	8	16704	Rural	Gravel Shoulder	Gravel Shoulder	0.5	0.5	No	Open Ditch	Open Ditch	80 km/h	N/A	50-199	125	Range Median	N/A	N/A	
235	Osprey-Artemesia Townline	10th Concession	Grey Highlands	100	Yes	No	6	Patrol Not Required	Gravel	1029	7	Yes	7	8232	Rural	Gravel Shoulder	Gravel Shoulder	0.5	0.5	No	Open Ditch	Open Ditch	80 km/h	N/A	0-49	29	Actual Count	2022	N/A		
729	Osprey-Artemesia Townline	12th Concession	Fernack Ln	Grey Highlands	100	Yes	No	7.5	Patrol Not Required	Gravel	1025	7	Yes	7.5	7687.5	Rural	Gravel Shoulder	Gravel Shoulder	0.25	0.25	No	Open Ditch	Open Ditch	80 km/h	N/A	0-49	29	Actual Count	2022	12	
872	Osprey-Clearview Townline	Grey Road 31	Eagle Crescent	Grey Highlands	50	Yes	Yes	4	Once Every 14 Days	High Class Bituminous	972	6.7	No	8.7	6512.4	Rural	Gravel Shoulder	Gravel Shoulder	1	1	Yes	Open Ditch	Open Ditch	80 km/h	N/A	50-199	95	Actual Count	2021	9	Some significant cracking in swampy areas
893	Osprey-The Blue Mountains Townline	Osprey-The Blue Mountains Townline	0.26 km south of Osprey-The Blue Mountains Townline	Grey Highlands	0	Yes	No	6	Patrol Not Required	Gravel	299	4	No	4	3016	Rural	Not Recorded	Not Recorded	0	0	No	Open Ditch	Open Ditch	80 km/h	N/A	0-49	25	Range Median	N/A	N/A	
898	Osprey-The Blue Mountains Townline	Road 45	10th Line	Grey Highlands - The Blue Mountains	50	Yes	Yes	6	Patrol Not Required	Gravel	1427	7	Yes	7.5	10702.5	Rural	Gravel Shoulder	Gravel Shoulder	0.25	0.25	No	Open Ditch	Open Ditch	80 km/h	N/A	50-49	25	Range Median	N/A	N/A	
822	Osprey-The Blue Mountains Townline	Grey Road 2	Road 45	Grey Highlands - The Blue Mountains	50	Yes	Yes	6	Patrol Not Required	Gravel	1501	7	Yes	7.5	11207.5	Rural	Gravel Shoulder	Gravel Shoulder	0.25	0.25	No	Open Ditch	Open Ditch	80 km/h	N/A	0-49	25	Range Median	N/A	N/A	
840	Osprey-The Blue Mountains Townline	Road 55	Grey Road 2	Grey Highlands - The Blue Mountains	50	Yes	Yes	4	Once Every 14 Days	Gravel	2240	9	Yes	10	22400	Rural	Gravel Shoulder	Gravel Shoulder	0.5	0.5	No	Open Ditch	Open Ditch	80 km/h	N/A	50-199	125	Range Median	N/A	N/A	
858	Osprey-The Blue Mountains Townline	Road 57D	Road 55	Grey Highlands - The Blue Mountains	50	Yes	Yes	4	Once Every 14 Days	Gravel	2071	9	Yes	10	20710	Rural	Gravel Shoulder	Gravel Shoulder	0.5	0.5	No	Open Ditch	Open Ditch	80 km/h	N/A	200-499	300	Not Recorded	N/A	N/A	
865	Osprey-The Blue Mountains Townline	Road 57D	4th Line	Grey Highlands - The Blue Mountains	50	Yes	Yes	4	Once Every 14 Days	Gravel	651	9	Yes	10	6510	Rural	Gravel Shoulder	Gravel Shoulder	0.5	0.5	No	Open Ditch	Open Ditch	80 km/h	N/A	200-499	202	Actual Count	2018	46	
892	Osprey-The Blue Mountains Townline	2nd Line	Osprey-Clearview Townline	Grey Highlands - The Blue Mountains	50	Yes	Yes	4	Once Every 14 Days	Gravel	2550	8	Yes	8.25	18562.5	Rural	Gravel Shoulder	Gravel Shoulder	0.125	0.125	No	Open Ditch	Open Ditch	80 km/h	N/A	50-199	52	Actual Count	2018	35	
430	Osprey-The Blue Mountains Townline	0.47 km east of Osprey-Clearview Townline	Osprey-Clearview Townline	Grey Highlands - The Blue Mountains	50	Yes	Yes	4	Once Every 14 Days	Gravel	438	8	Yes	8	4382	Rural	Gravel Shoulder	Gravel Shoulder	0.5	0.5	Yes	Open Ditch	Open Ditch	80 km/h	N/A	50-199	300	Not Recorded	N/A	N/A	
999	Osprey-The Blue Mountains Townline	4th Line	Red's Hill	Grey Highlands - The Blue Mountains	50	Yes	Yes	-1	Not Calculated	Gravel	724	8	Yes	0	0	Rural	Not Recorded	Not Recorded	0	0	Yes	Not Recorded	Not Recorded	Not Recorded	N/A	50-199	65	Actual Count	2018	0	
434	Page Cres	Grey Road 13	South End	Grey Highlands	100	Yes	No	6	Patrol Not Required	High Class Bituminous	459	6	No	7	2754	Rural	Asphalt Shoulder	Asphalt Shoulder	0.5	0.5	No	Open Ditch	Open Ditch	80 km/h	N/A	0-49	25	Range Median	N/A	N/A	2 large cross culverts have settled and sunk
407	Park St	Grey Road 13	Reden St	Eugenia	100	Yes	No	6	Patrol Not Required	Gravel	219	7	Yes	7	1533	Semi-Urban	Not Recorded	Not Recorded	0	0	No	Not Recorded	Not Recorded	50 km/h	N/A	0-49	34	Actual Count	2020	8	
411	Park St	Grey Road 13	Inkerman St	Eugenia	100	Yes	No	6	Patrol Not Required	Gravel	1708	9	Yes	9	1708	Semi-Urban	Not Recorded	Not Recorded	0	0	No	Not Recorded	Not Recorded	50 km/h	N/A	0-49	34	Actual Count	2020	6	
558	Park St	Reden St	West End	Eugenia	100	Yes	No	6	Patrol Not Required	Gravel	206	6	Yes	6	1200	Semi-Urban	Not Recorded	Not Recorded	0	0	No	Not Recorded	Not Recorded	50 km/h	N/A	0-49	7	Actual Count	2020	9	
364	Pellissier St	Purdy Street	West End Cul-de-Sac	Eugenia	100	Yes	No	6	Patrol Not Required	High Class Bituminous	87	6.7	Yes	8.7	582.9	Semi-Urban	Gravel Shoulder	Gravel Shoulder	1	1	Yes	Non-Applicable	Non-Applicable	50 km/h	N/A	0-49	47	Actual Count	2021	13	A few large potholes
7	Pellissier St	Purdy Street	Purdy Street	Eugenia	100	Yes	No	6	Patrol Not Required	High Class Bituminous	81	6.7	Yes	8.7	542.7	Semi-Urban	Gravel Shoulder	Gravel Shoulder	1	1	Yes	Non-Applicable	Non-Applicable	50 km/h	N/A	0-49	47	Actual Count	2021	13	
368	Pellissier St	Evans St	Grey Road 13	Eugenia	100	Yes	No	5	Once Every 30 Days	High Class Bituminous	140	6.7	Yes	8.7	958	Semi-Urban	Grass Shoulder	Grass Shoulder	1	1	Yes	No Ditch	No Ditch	50 km/h	N/A	200-499	280	Actual Count	2021	6	
376	Pellissier St	Inkerman St	Eugenia	Eugenia	100	Yes	No	5	Once Every 30 Days	High Class Bituminous	179	6.7	Yes	8.7	1199.3	Semi-Urban	Gravel Shoulder	Gravel Shoulder	1	1	Yes	Non-Applicable	Non-Applicable	50 km/h	N/A	200-499	351	Actual Count	2021	4	
387	Pellissier St	Inkerman St	East End Cul-de-Sac	Eugenia	100	Yes	No	6	Patrol Not Required	High Class Bituminous	332	6.7	Yes	8.7	2224.4	Semi-Urban	Gravel Shoulder	Gravel Shoulder	1	1	Yes	Non-Applicable	Non-Applicable	50 km/h	N/A	50-199	125	Range Median	N/A	N/A	
347	Peter St	South End Cul-de-Sac	Fisherton	Grey Highlands	100	Yes	No	6	Patrol Not Required	Gravel	188	7	Yes	8.7	1687	Semi-Urban	Gravel Shoulder	Gravel Shoulder	1	1	Yes	Non-Applicable	Non-Applicable	50 km/h	N/A	0-49	43	Actual Count	2023	1	
252	Peter St	Collingwood St	Elizabeth St	Fisherton	100	Yes	No	6	Patrol Not Required	High Class Bituminous	165	6.7	Yes	6.7	1105.5	Semi-Urban	Gravel Shoulder	Gravel Shoulder	0	0	No	Adjacent Road, Storm Sewer	Adjacent Road, Storm Sewer	50 km/h	N/A	0-49	45	Actual Count	2021	5	
505	Peters Cres (East Leg)	8th Concession	0.6 km north of 8th Concession	Grey Highlands	100	Yes	No	6	Patrol Not Required	High Class Bituminous	593	10	Yes	12	5930	Semi-Urban	Gravel Shoulder	Gravel Shoulder	1	1	Yes	Non-Applicable	Non-Applicable	60 km/h	N/A	0-49	13	Actual Count	2020	N/A	Pulverise + 50mm HL-3 in 2019
573	Peters Cres (North Leg)	1.1 km north of 8th Concession	North End Cul-de-Sac	Grey Highlands	100	Yes	No	5	Once Every 30 Days	Low Class Bituminous	85	8	Yes	10	664	Semi-Urban	Gravel Shoulder	Gravel Shoulder	1	1	Yes	Open Ditch	Open Ditch	60 km/h	N/A	50-199	125	Range Median	N/A	N/A	Pulverise + 50mm HL-3 in 2019
563	Peters Cres (West Leg)	0.6 km north of 8th Concession	Peters Cres East Leg	Grey Highlands	100	Yes	No	5	Once Every 30 Days	Low Class Bituminous	599	10	Yes	12	5990	Semi-Urban	Gravel Shoulder	Gravel Shoulder	1	1	Yes	Open Ditch	Open Ditch	60 km/h	N/A	50-199	72	Actual Count	2018	12	
643	Point Rd	South End Cul-de-Sac	Point Rd	Grey Highlands	100	Yes	No	6	Patrol Not Required	High Class Bituminous	336	6.7	Yes	8.7	2366	Semi-Urban	Gravel Shoulder	Gravel Shoulder	0.5	0.5	No	Not Recorded	Not Recorded	50 km/h	N/A	50-199	125	Range Median	N/A	N/A	
690	Point Rd	Baragar Rd	Stanley Dr	Grey Highlands	100	Yes	No	6	Patrol Not Required	High Class Bituminous	573	6.7	Yes	8.7	3839.1	Semi-Urban	Gravel Shoulder	Gravel Shoulder	1	1	Yes	Open Ditch	Open Ditch	50 km/h	N/A	50-199	120	Actual Count	2014	17	Pulverise + 50mm HL-4 in 2020
707	Point Rd	Whittaker Way	Whittaker Way	Grey Highlands	100	Yes	No	6	Patrol Not Required	Low Class Bituminous	301	6.7	Yes	8.7	2016.7	Semi-Urban	Gravel Shoulder	Gravel Shoulder	1	1	Yes	Open Ditch	Open Ditch	50 km/h	N/A	50-199	132	Actual Count	2021	7	Pulverise + 50mm HL-4 in 2020
719	Point Rd	12th Concession	Whittaker Way	Grey Highlands	100	Yes	No	6	Patrol Not Required	High Class Bituminous	239	6.7	Yes	8.7	1735.3	Semi-Urban	Gravel Shoulder	Gravel Shoulder	1	1	Yes	Open Ditch	Open Ditch	50 km/h	N/A	50-199	88	Actual Count	2018	10	Pulverise + 50mm HL-4 in 2020
760	Pretty River Rd	Grey Road 31	Grey Road 14	Grey Highlands	100	Yes	No	6	Patrol Not Required	High Class Bituminous	1817	6.7	No	7.7	12260.8	Rural	Gravel Shoulder	Gravel Shoulder	0.5	0.5	No	Open Ditch	Open Ditch	80 km/h	N/A	200-499	419	Actual Count	2018	15	Pulverise + 50mm HL-4 in 2020
864	Pretty River Rd	Red's Hill	Pretty River Road	Grey Highlands	100	Yes	No	4	Once Every 14 Days	Low Class Bituminous	82	6.7	No	6.7	548.4	Rural	Gravel Shoulder	Gravel Shoulder	0	0	No	Open Ditch	Open Ditch	80 km/h	N/A	200-499	300	Not Recorded	N/A	N/A	Pulverise + 50mm HL-4 in 2020
882	Pretty River Rd	2nd Line	Red's Hill	Grey Highlands	100	Yes	No	4	Once Every 14 Days	Low Class Bituminous	659	6.7	No	7.7	4453.3	Rural	Gravel Shoulder	Gravel Shoulder	0.5	0.5	No	Open Ditch	Open Ditch	80 km/h	N/A	50-199	64	Actual Count	2020	17	
21	Pretty River Rd	Red's Hill	Red's Hill	Grey Highlands - The Blue Mountains	50	Yes	No	6	Patrol Not Required	Low Class Bituminous	72	6.7	No	7.7	4827.6	Rural	Gravel Shoulder	Gravel Shoulder	0.5	0.5	No	Open Ditch	Open Ditch	80 km/h	N/A	50-199	64	Actual Count	2020	17	
109	Prince St	Durham Rd A	Kincardine St</																												

Appendix A - Road Inventory Database for All Roads (Sorted by Road Name)

Municipal ID	Road Name	Name From	Name To	Community	Maintenance Percent	Winter Maintenance	Boundary Road	Maintenance Class	Patrol Frequency (O Rag 239-02)	Surface Material	Road Length (m)	Road Width (m)	Adequate Road Width	Platform Width (m)	Surface Area (m²)	Roadside Environment	Curb/Shoulders Even	Curb/Shoulders Odd	Shoulder Width (m) Even Side	Shoulder Width (m) Odd Side	Adequate Shoulder Width	Drainage Type Even Side	Drainage Type Odd Side	Posted Speed Limit (km/h)	C4 Zone Count	AADT Range	AADT	AADT Method	AADT Count Year	Truck Percent	Comments / Notes
841	Road 55	Grey Road 31	Osprey-The Blue Mountains Townline	Grey Highlands	100	Yes	No	4	Once Every 14 Days	Gravel	2220	7	Yes	7.5	16650	Rural	Gravel Shoulder	Gravel Shoulder	0.25	0.25	No	Open Ditch	Open Ditch	80 km/h	N/A	50-199	65	Actual Count	2021	13	
842	Road 57A	Grey Road 9	South Line B	Grey Highlands	100	Yes	No	4	Once Every 14 Days	Gravel	1447.7	8	Yes	8.24	11477	Rural	Gravel Shoulder	Gravel Shoulder	0.15	0.15	No	Open Ditch	Open Ditch	80 km/h	N/A	50-199	61	Actual Count	2020	14	
843	Road 57B	Grey Road 9	South Line B	Grey Highlands	100	Yes	No	4	Once Every 14 Days	Gravel	2046	8	Yes	8.25	16879.5	Rural	Gravel Shoulder	Gravel Shoulder	0.125	0.125	No	Open Ditch	Open Ditch	80 km/h	N/A	50-199	34	Actual Count	2020	10	
627	Road 57B	Grey Road 4	4th Concession B	Grey Highlands	100	Yes	No	6	Patrol Not Required	Gravel	2049	9	Yes	8.5	19465.5	Rural	Gravel Shoulder	Gravel Shoulder	0.25	0.25	No	Open Ditch	Open Ditch	80 km/h	N/A	0-49	13	Actual Count	2021	56	
791	Road 57C	10th Concession	South End	Grey Highlands	100	Yes	No	6	Patrol Not Required	Gravel	218	7	Yes	8	1744	Rural	Gravel Shoulder	Gravel Shoulder	0.5	0.5	No	Open Ditch	Open Ditch	80 km/h	N/A	0-49	2	Actual Count	2021	14	
859	Road 57D	Grey Road 31	Osprey-The Blue Mountains Townline	Grey Highlands	100	Yes	No	4	Once Every 14 Days	Gravel	2250	7	Yes	8.7	17350	Rural	Gravel Shoulder	Gravel Shoulder	0.5	0.5	No	Open Ditch	Open Ditch	80 km/h	N/A	50-199	199	Actual Count	2019	36	
267	Road 63	Grey Road 9	Centre Line B	Grey Highlands	100	Yes	No	4	Once Every 14 Days	High Class Blumiumous	2058	6.7	No	8.7	13788.6	Rural	Gravel Shoulder	Gravel Shoulder	1	1	Yes	Open Ditch	Open Ditch	80 km/h	N/A	500-999	602	Actual Count	2019	28	
280	Road 63	Centre Line B	3rd Concession	Grey Highlands	100	Yes	No	4	Once Every 14 Days	High Class Blumiumous	2070	6.7	No	8.7	13869	Rural	Gravel Shoulder	Gravel Shoulder	1	1	Yes	Open Ditch	Open Ditch	80 km/h	N/A	50-199	666	Actual Count	2021	19	Pulverize + 60mm HL-4 in 2021
362	Road 63	4th Concession B	3rd Concession	Grey Highlands	100	Yes	No	4	Once Every 14 Days	High Class Blumiumous	2086	6.7	No	8.7	13642.2	Rural	Gravel Shoulder	Gravel Shoulder	1	1	Yes	Open Ditch	Open Ditch	80 km/h	N/A	500-999	558	Actual Count	2016	30	Pulverize + 60mm HL-4 in 2022
648	Road 63	Grey Road 4	4th Concession B	Grey Highlands	100	Yes	No	4	Once Every 14 Days	High Class Blumiumous	2060	6.7	No	8.7	13802	Rural	Gravel Shoulder	Gravel Shoulder	1	1	Yes	Open Ditch	Open Ditch	80 km/h	N/A	500-999	501	Actual Count	2019	29	
674	Road 63	Grey Road 4	Highpoint Cr	Grey Highlands	100	Yes	No	4	Once Every 14 Days	High Class Blumiumous	511	6.7	Yes	8.7	3424.7	Semi-Urban	Gravel Shoulder	Gravel Shoulder	1	1	Yes	Open Ditch	Open Ditch	80 km/h	N/A	200-499	432	Actual Count	2017	21	Pulverize + Granular A + 50mm HL-4 in 2018
687	Road 63	Highpoint Cr	Highpoint Cr	Grey Highlands	100	Yes	No	4	Once Every 14 Days	High Class Blumiumous	212	6.7	Yes	8.7	1420.4	Semi-Urban	Gravel Shoulder	Gravel Shoulder	1	1	Yes	Open Ditch	Open Ditch	80 km/h	N/A	200-499	432	Actual Count	2017	21	Pulverize + Granular A + 50mm HL-4 in 2018
725	Road 63	Brewster Lake Rd	Highpoint Cr	Grey Highlands	100	Yes	No	4	Once Every 14 Days	High Class Blumiumous	821	6.7	Yes	8.7	5009.7	Semi-Urban	Gravel Shoulder	Gravel Shoulder	1	1	Yes	Open Ditch	Open Ditch	80 km/h	N/A	200-499	432	Actual Count	2017	21	Pulverize + Granular A + 50mm HL-4 in 2018
737	Road 63	8th Concession B	Brewster Lake Rd	Grey Highlands	100	Yes	No	4	Once Every 14 Days	High Class Blumiumous	526	6.7	Yes	8.7	3542.2	Semi-Urban	Gravel Shoulder	Gravel Shoulder	1	1	Yes	Open Ditch	Open Ditch	80 km/h	N/A	200-499	375	Actual Count	2021	16	Pulverize + Granular A + 50mm HL-4 in 2018
479	Road 63	8th Concession B	10th Concession	Grey Highlands	100	Yes	No	4	Once Every 14 Days	High Class Blumiumous	2044	6.7	No	8.7	13864.8	Rural	Gravel Shoulder	Gravel Shoulder	1	1	Yes	Open Ditch	Open Ditch	80 km/h	N/A	200-499	401	Actual Count	2021	38	Pulverize + Granular A + 50mm HL-4 in 2018
835	Road 63	10th Concession	Grey Highlands	Grey Highlands	100	Yes	No	4	Once Every 14 Days	High Class Blumiumous	2070	6.7	No	8.7	13869	Rural	Gravel Shoulder	Gravel Shoulder	1	1	Yes	Open Ditch	Open Ditch	80 km/h	N/A	500-999	687	Actual Count	2021	19	Overly completed in 2016
10	Road 67A	Meltonchop-Opsey Townline	Grey Road 9	Grey Highlands	100	Yes	No	6	Patrol Not Required	Gravel	1618	8	Yes	9	14562	Rural	Gravel Shoulder	Gravel Shoulder	0.5	0.5	No	Open Ditch	Open Ditch	80 km/h	N/A	0-49	6	Actual Count	2021	40	
275	Road 67A	Centre Line B	Grey Highlands	Grey Highlands	100	Yes	No	6	Patrol Not Required	Gravel	2057	6	No	6.25	12886.3	Rural	Gravel Shoulder	Gravel Shoulder	0.125	0.125	No	Open Ditch	Open Ditch	80 km/h	1	0-49	47	Actual Count	2018	28	
630	Road 67B	Grey Road 31	South End	Grey Highlands	100	Yes	No	6	Patrol Not Required	Gravel	1034	8	Yes	9	9906	Rural	Gravel Shoulder	Gravel Shoulder	0.5	0.5	No	Open Ditch	Open Ditch	80 km/h	N/A	0-49	2	Actual Count	2021	14	
128	Sauguen St	Queen St	Artemesia-Southern Townline	Grey Highlands	100	Yes	No	6	Patrol Not Required	High Class Blumiumous	222	10	Yes	12	2220	Semi-Urban	Gravel Shoulder	Gravel Shoulder	1	1	Yes	Open Ditch	Open Ditch	50 km/h	N/A	0-49	65	Actual Count	2018	13	
389	Scottard St	Prince St	Man St W	Grey Highlands	100	Yes	No	6	Patrol Not Required	High Class Blumiumous	213	10	Yes	12	2130	Semi-Urban	Gravel Shoulder	Gravel Shoulder	1	1	Yes	Open Ditch	Open Ditch	50 km/h	N/A	50-199	125	Range Median	N/A	N/A	
125	Scotard St	Redan St	Eugenia	Grey Highlands	100	Yes	No	6	Patrol Not Required	High Class Blumiumous	101	7.6	Yes	9.6	767.5	Semi-Urban	Gravel	Asphalt	0	0	No	Storm Sewer	Storm Sewer	50 km/h	N/A	50-199	125	Range Median	N/A	N/A	Some water pooling issues noted
821	Shilcock Sideroad	Grey Road 7A	Grey Highlands	Grey Highlands	100	Yes	No	6	Patrol Not Required	Gravel	931	6	No	7	6517	Rural	Gravel Shoulder	Gravel Shoulder	0.5	0.5	No	Open Ditch	Open Ditch	80 km/h	N/A	0-49	25	Range Median	N/A	N/A	
817	Sideroad 10A	Grey Road 12	West End Cul-de-Sac	Grey Highlands	100	Yes	No	6	Patrol Not Required	Gravel	841	5	No	6	5046	Rural	Gravel Shoulder	Gravel Shoulder	0.5	0.5	No	Open Ditch	Open Ditch	80 km/h	N/A	0-49	22	Actual Count	2023	42	
883	Sideroad 10A	Grey Road 13	Grey Highlands	Grey Highlands	100	Yes	No	6	Patrol Not Required	Gravel	10980	8	Yes	8	91000	Rural	Gravel Shoulder	Gravel Shoulder	0.5	0.5	No	Open Ditch	Open Ditch	80 km/h	N/A	50-199	125	Range Median	N/A	N/A	
868	Sideroad 10B	Grey Road 7	East End	Grey Highlands	100	Yes	No	6	Patrol Not Required	Gravel	1180	7	Yes	7.5	8850	Rural	Gravel Shoulder	Gravel Shoulder	0.25	0.25	No	Open Ditch	Open Ditch	80 km/h	N/A	0-49	28	Actual Count	2022	23	
880	Sideroad 10C	Grey Road 7	West End	Grey Highlands	100	Yes	No	6	Patrol Not Required	Gravel	802	6	No	7	5614	Rural	Gravel Shoulder	Gravel Shoulder	0.5	0.5	No	Open Ditch	Open Ditch	80 km/h	N/A	0-49	25	Range Median	N/A	N/A	
434	Sideroad 10D	3rd Line A	Grey Highlands	Grey Highlands	100	Yes	No	4	Once Every 14 Days	Gravel	2699	8	Yes	9	24291	Rural	Gravel Shoulder	Gravel Shoulder	0.5	0.5	No	Open Ditch	Open Ditch	80 km/h	N/A	200-499	263	Actual Count	2020	39	
138	Sideroad 13A	Grey Road 12	Euphrasia-Holland Townline	Grey Highlands	100	Yes	No	6	Patrol Not Required	Gravel	2180	9	Yes	10	21800	Rural	Gravel Shoulder	Gravel Shoulder	0.5	0.5	No	Open Ditch	Open Ditch	80 km/h	N/A	200-499	212	Actual Count	2021	42	
883	Sideroad 13A	Grey Road 12	9th Line	Grey Highlands	100	Yes	No	6	Patrol Not Required	Gravel	2725	8	Yes	9	24525	Rural	Gravel Shoulder	Gravel Shoulder	0.5	0.5	No	Open Ditch	Open Ditch	80 km/h	N/A	0-49	36	Actual Count	2019	10	
428	Sideroad 13A	9th Line	Grey Highlands	Grey Highlands	100	Yes	No	6	Patrol Not Required	Gravel	2768	8	Yes	9	24812	Rural	Gravel Shoulder	Gravel Shoulder	0.5	0.5	No	Open Ditch	Open Ditch	80 km/h	N/A	0-49	29	Actual Count	2021	25	
138	Sideroad 13B	7th Line	East End Cul-de-Sac	Grey Highlands	100	Yes	No	6	Patrol Not Required	Gravel	10455	10	Yes	10.5	10455	Rural	Gravel Shoulder	Gravel Shoulder	0.25	0.25	No	Open Ditch	Open Ditch	80 km/h	N/A	50-199	125	Range Median	N/A	N/A	
902	Sideroad 13B	Dead End	Grey Highlands	Grey Highlands	100	Yes	No	6	Patrol Not Required	Gravel	493	8	Yes	10	4930	Rural	Gravel Shoulder	Gravel Shoulder	1	1	Yes	Open Ditch	Open Ditch	80 km/h	N/A	0-49	10	Actual Count	2019	6	
908	Sideroad 13B	The Blue Mountains-Euphrasia Townline	Dead End	Grey Highlands	100	Yes	No	6	Patrol Not Required	Gravel	172	6	No	7	1204	Rural	Gravel Shoulder	Gravel Shoulder	0.5	0.5	No	Open Ditch	Open Ditch	80 km/h	N/A	0-49	25	Range Median	N/A	N/A	
431	Sideroad 16A	Euphrasia-Holland Townline	Dead End	Grey Highlands	100	Yes	No	6	Patrol Not Required	Gravel	1859	7	Yes	8	14872	Rural	Gravel Shoulder	Gravel Shoulder	0.5	0.5	No	Open Ditch	Open Ditch	80 km/h	N/A	0-49	35	Actual Count	2023	28	
895	Sideroad 16B	9th Line	Grey Highlands	Grey Highlands	100	Yes	No	6	Patrol Not Required	Gravel	2435	8	Yes	9	24350	Rural	Gravel Shoulder	Gravel Shoulder	0.5	0.5	No	Open Ditch	Open Ditch	80 km/h	N/A	50-199	125	Range Median	N/A	N/A	
903	Sideroad 16C	7th Line	Dead End	Grey Highlands	100	Yes	No	6	Patrol Not Required	Gravel	165	4	No	4	660	Rural	Not Recorded	Not Recorded	0	0	No	Open Ditch	Open Ditch	80 km/h	N/A	0-49	25	Range Median	N/A	N/A	
907	Sideroad 16C	7th Line	Dead End	Grey Highlands	100	Yes	No	6	Patrol Not Required	Gravel	1581	6	No	6.5	10276.5	Rural	Gravel Shoulder	Gravel Shoulder	0.25	0.25	No	Open Ditch	Open Ditch	80 km/h	N/A	0-49	47	Actual Count	2022	49	
910	Sideroad 16C	Grey Road 7	Grey Highlands	Grey Highlands	100	Yes	No	6	Patrol Not Required	Gravel	238	1	Yes	6	1804	Rural	Gravel Shoulder	Gravel Shoulder	1	1	Yes	Open Ditch	Open Ditch	80 km/h	N/A	0-49	1	Actual Count	2021	15	
915	Sideroad 19	Grey Road 12	Grey Highlands	Grey Highlands	100	Yes	No	4	Once Every 14 Days	Gravel	2720	9	Yes	11	29920	Rural	Gravel Shoulder	Gravel Shoulder	1	1	Yes	Open Ditch	Open Ditch	80 km/h	N/A	200-499	415	Actual Count	2020	38	
905	Sideroad 19	Euphrasia-Holland Townline	Grey Road 12	Grey Highlands	100	Yes	No	4	Once Every 14 Days	Gravel	2805	8	Yes	10	28560	Rural	Gravel Shoulder	Gravel Shoulder	1	1	Yes	Open Ditch	Open Ditch	80 km/h	N/A	50-199	62	Actual Count	2019	19	
919	Sideroad 19	7th Line	Grey Highlands	Grey Highlands	100	Yes	No	6	Patrol Not Required	Gravel	30272	9	Yes	11	30272	Rural	Gravel Shoulder	Gravel Shoulder	1	1	Yes	Open Ditch	Open Ditch	80 km/h	N/A	0-49	1	Actual Count	2021	39	
926	Sideroad 19	Grey Rd 7	Grey Highlands	Grey Highlands	100	Yes	No	4	Once Every 14 Days	Gravel	2705	9	Yes	10	27050	Rural	Gravel Shoulder	Gravel Shoulder	0.5	0.5	No	Open Ditch	Open Ditch	80 km/h	N/A	50-199	148	Actual Count	2022	29	
932	Sideroad 19	Quiet Valley Rd	Grey Rd 7	Grey Highlands	100	Yes	No	4	Once Every 14 Days	Gravel	2117	9	Yes	10	21760	Rural	Gravel Shoulder	Gravel Shoulder	0.5	0.5	No	Open Ditch	Open Ditch	80 km/h	N/A	200-499	224	Actual Count	2022	23	
937	Sideroad 19	3rd Line C	Grey Highlands	Grey Highlands	100	Yes	No	4	Once Every 14 Days	Gravel	717	8	Yes	9	4563	Rural	Gravel Shoulder	Gravel Shoulder	0.5	0.5	No	Open Ditch	Open Ditch	80 km/h	N/A	50-199	85	Actual Count	2020	11	
922	Sideroad 21A	Grey Road 13	Grey Highlands	Grey Highlands	100	Yes	No	4	Once Every 14 Days	Gravel	1473	8	Yes	8.41	13527	Rural	Gravel Shoulder	Gravel Shoulder	0.5	0.5	No	Open Ditch	Open Ditch	80 km/h	N/A	50-199	17	Actual Count	2023	27	
938	Sideroad 22A	11th Line	Grey Highlands	Grey Highlands	100	Yes	No	4	Once Every 14 Days	High Class Blumiumous	2817	6.7	No	7.7	18873.9	Rural	Gravel Shoulder	Gravel Shoulder	0.5	0.5	No	Open Ditch	Open Ditch	80 km/h	N/A	50-199	185	Actual Count	2016	31	Minor cracking
938	Sideroad 22B	7th Line	Grey Road 12	Grey Highlands	100	Yes	No	4	Once Every 14 Days	Low Class Blumiumous	2728	6.7	No	8.7	18277.6	Rural	Asphalt Shoulder	Asphalt Shoulder	1	1	Yes	Open Ditch	Open Ditch	80 km/h	N/A	500-999	990	Actual Count	2023	18	
949	Sideroad 22B	7th Line	Grey Highlands	Grey Highlands	100																										

Appendix A - Road Inventory Database for All Roads (Sorted by Road Name)

Municipal ID	Road Name	Name From	Name To	Community	Maintenance Percent	Winter Maintenance	Boundary Road	Maintenance Class	Patrol Frequency (O Reg 239-02)	Surface Material	Road Length (m)	Road Width (m)	Adequate Road Width	Platform Width (m)	Surface Area (m²)	Roadside Environment	Curb/Shoulders Even	Curb/Shoulders Odd	Shoulder Width (m) Even Side	Shoulder Width (m) Odd Side	Adequate Shoulder Width	Drainage Type Even Side	Drainage Type Odd Side	Posted Speed Limit (km/h)	C4 Zone Count	AADT Range	AADT	AADT Method	AADT Count Year	Truck Traffic Percent	Comments / Notes
34	Victoria St	Collingwood St	Ellen St	Flesherton	100	Yes	No	6	Patrol Not Required	High Class Bituminous	99	6.7	Yes	8.7	663.3	Semi-Urban	Gravel Shoulder	Gravel Shoulder	1	1	Yes	Open Ditch	Open Ditch	50 km/h	N/A	50-199	111	Actual Count	2022	3	
39	Victoria St	Margaret St	Ellen St	Flesherton	100	Yes	No	6	Patrol Not Required	High Class Bituminous	100	6.7	Yes	8.7	670	Semi-Urban	Gravel Shoulder	Gravel Shoulder	1	1	Yes	Non-Applicable	Non-Applicable	50 km/h	N/A	50-199	88	Actual Count	2022	5	
42	Victoria St	Margaret St	Cynthia St	Flesherton	100	Yes	No	6	Patrol Not Required	High Class Bituminous	111	6.7	Yes	8.7	743.7	Semi-Urban	Gravel Shoulder	Gravel Shoulder	1	1	Yes	Non-Applicable	Non-Applicable	50 km/h	N/A	50-199	90	Actual Count	2021	5	
44	Victoria St	Mill St	Cynthia St	Flesherton	100	Yes	No	6	Patrol Not Required	High Class Bituminous	106	6.7	Yes	8.7	710.2	Semi-Urban	Gravel Shoulder	Gravel Shoulder	1	1	Yes	Non-Applicable	Non-Applicable	50 km/h	N/A	50-199	92	Actual Count	2021	11	
569	Walker St	Cavan St	Main St E	Markdale	100	Yes	No	5	Once Every 30 Days	High Class Bituminous	166	7	Yes	7	1162	Urban	Barrier Curb	Barrier Curb	0	0	Yes	Storm Sewer	Storm Sewer	50 km/h	N/A	200-499	310	Actual Count	2018	16	
579	Walker St	George St	Cavan St	Markdale	100	Yes	No	5	Once Every 30 Days	High Class Bituminous	98	6	Yes	6	588	Urban	Barrier Curb	Mountain	0	0	Yes	Storm Sewer	Storm Sewer	50 km/h	N/A	200-499	300	Not Recorded	N/A	N/A	Paved in 2015
811	Washington St	Centre Rd	Creamery Road	Grey Highlands	100	Yes	No	6	Patrol Not Required	High Class Bituminous	222	6.7	Yes	7.7	1487.4	Semi-Urban	Gravel Shoulder	Gravel Shoulder	0.5	0.5	No	Open Ditch	Non-Applicable	50 km/h	N/A	0-49	25	Range Median	N/A	N/A	Some minor alligator cracking forming
504	Wellington Av N	Main St W	Isle Ave	Markdale	100	Yes	No	5	Once Every 30 Days	High Class Bituminous	99	9	Yes	9	891	Urban	Barrier Curb	Barrier Curb	0	0	Yes	Storm Sewer	Storm Sewer	50 km/h	N/A	200-499	451	Actual Count	2022	20	Truck route for Chappmans
158	Wellington Av N	Lorne St	Isle St	Markdale	100	Yes	No	5	Once Every 30 Days	High Class Bituminous	103	9	Yes	9	927	Urban	Barrier Curb	Barrier Curb	0	0	Yes	Storm Sewer	Storm Sewer	50 km/h	N/A	500-999	750	Range Median	N/A	N/A	Truck route for Chappmans
439	Wellington Av S	Main St W	Mark St N	Markdale	100	Yes	No	6	Patrol Not Required	High Class Bituminous	157	7.8	Yes	7.8	1224.6	Urban	Barrier Curb	Barrier Curb	0	0	Yes	Storm Sewer	Storm Sewer	50 km/h	N/A	50-199	76	Actual Count	2022	18	Some water ponding issues along this segment.
700	Wellington St	Mill Bridge Road	Grey Road 2	Feverisham	100	Yes	No	6	Patrol Not Required	High Class Bituminous	421	6.7	Yes	6.7	2820.7	Semi-Urban	Swale - Paved Gutter	Swale - Paved Gutter	0	0	No	Non-Applicable	Non-Applicable	50 km/h	N/A	50-199	162	Actual Count	2020	11	Pulverize + 50mm HL-4 in 2018
705	Wellington St	Mill Bridge Road	East End	Feverisham	100	Yes	No	6	Patrol Not Required	High Class Bituminous	146	6.7	Yes	7.2	1112.2	Semi-Urban	Gravel Shoulder	Gravel Shoulder	0.25	0.25	No	Storm Sewer	Storm Sewer	50 km/h	N/A	50-199	111	Actual Count	2020	3	
136	West Back Line	Artemesia Southgate Townline	Road 180	Grey Highlands	100	Yes	No	4	Once Every 14 Days	Low Class Bituminous	2041	6.7	No	8.7	13674.7	Rural	Gravel Shoulder	Gravel Shoulder	1	1	Yes	Open Ditch	Open Ditch	80 km/h	4	200-499	485	Actual Count	2018	80	
453	West Back Line	Road 170	Road 160	Grey Highlands	100	Yes	No	4	Once Every 14 Days	Gravel	2046	10	Yes	11	22506	Rural	Gravel Shoulder	Gravel Shoulder	0.5	0.5	No	Open Ditch	Open Ditch	80 km/h	3	200-499	270	Actual Count	2014	12	
189	West Back Line	Road 160	Grey Road 4	Grey Highlands	100	Yes	No	4	Once Every 14 Days	Gravel	2075	10	Yes	10	20750	Rural	Gravel Shoulder	Gravel Shoulder	0	0	No	Open Ditch	Open Ditch	80 km/h	N/A	200-499	282	Actual Count	2018	30	
192	West Back Line	Grey Road 4	Old Highway 4	Grey Highlands	100	Yes	No	4	Once Every 14 Days	High Class Bituminous	109	6.7	No	6.7	730.3	Rural	Gravel Shoulder	Gravel Shoulder	0	0	No	Open Ditch	Open Ditch	80 km/h	N/A	500-999	769	Actual Count	2013	48	
212	West Back Line	Road 140	Old Highway 4	Grey Highlands	100	Yes	No	4	Once Every 14 Days	High Class Bituminous	1748	6.7	No	6.7	11711.6	Rural	Gravel Shoulder	Gravel Shoulder	0	0	No	Open Ditch	Open Ditch	80 km/h	N/A	500-999	779	Actual Count	2022	9	
49	West Back Line	Road 130	Road 140	Grey Highlands	100	Yes	No	6	Patrol Not Required	High Class Bituminous	2017	6.7	No	8.7	13513.9	Rural	Gravel Shoulder	Gravel Shoulder	1	1	Yes	Open Ditch	Open Ditch	80 km/h	N/A	0-49	30	Actual Count	2022	12	Paved in 2017. Some centreline cracking
272	West Back Line	Road 130	Road 140	Grey Highlands	100	Yes	No	4	Once Every 14 Days	High Class Bituminous	2056	6.7	No	8.7	13768.3	Rural	Gravel Shoulder	Gravel Shoulder	1	1	Yes	Open Ditch	Open Ditch	80 km/h	N/A	200-499	350	Actual Count	2017	42	Overlay + shoulder widening in 2017
474	West Back Line	Artemesia Glenora Townline	Road 120	Grey Highlands	100	Yes	No	6	Patrol Not Required	High Class Bituminous	1641	7.3	Yes	9.3	11979.3	Rural	Gravel Shoulder	Gravel Shoulder	1	1	Yes	Open Ditch	Open Ditch	80 km/h	1	0-49	26	Actual Count	2022	6	Overlay completed in 2017
157	West Back Line	Road 180	1060m South of Road 170 (Bridge)	Grey Highlands	100	Yes	No	5	Once Every 30 Days	Low Class Bituminous	991	10	Yes	10	9910	Rural	Gravel Shoulder	Gravel Shoulder	0	0	No	Open Ditch	Open Ditch	50 km/h	N/A	200-499	383	Actual Count	2018	24	
157	West Back Line	Road 170	1060m South of Road 170 (Bridge)	Grey Highlands	100	Yes	No	5	Once Every 30 Days	Gravel	1067	10	Yes	10	10670	Rural	Gravel Shoulder	Gravel Shoulder	0	0	No	Open Ditch	Open Ditch	50 km/h	1	200-499	383	Actual Count	2018	24	
475	West Back Line	Road 110	Artemesia Glenora Townline	Grey Highlands- West Grey	50	Not Recorded	No	4	Once Every 14 Days	High Class Bituminous	407	7.3	Yes	9.3	2971.1	Rural	Gravel Shoulder	Gravel Shoulder	1	1	Yes	Open Ditch	Open Ditch	80 km/h	N/A	200-499	300	Not Recorded	N/A	N/A	Overlay completed in 2017
710	Whittaker Way	Point Rd	East End Cul-de-Sac	Grey Highlands	100	Yes	No	6	Patrol Not Required	Gravel	331	10	Yes	12	3972	Semi-Urban	Not Recorded	Not Recorded	1	1	Yes	Not Recorded	Not Recorded	50 km/h	N/A	0-49	25	Range Median	N/A	N/A	
151	Wilcox Lake Rd	Durham Rd B	Southline A	Grey Highlands	100	Yes	No	6	Patrol Not Required	Gravel	2060	8	Yes	8	16480	Rural	Not Recorded	Not Recorded	0	0	No	Open Ditch	Open Ditch	80 km/h	N/A	0-49	27	Actual Count	2022	6	
155	Wilcox Lake Rd	0.42 km north of Durham Rd B	Durham Rd B	Grey Highlands	100	Yes	No	5	Once Every 30 Days	Gravel	426	8	Yes	8	3408	Rural	Not Recorded	Not Recorded	0	0	No	Open Ditch	Open Ditch	50 km/h	N/A	200-499	363	Actual Count	2017	54	
452	Wilcox Lake Rd	2nd Concession	0.42 km north of Durham Rd B	Grey Highlands	100	Yes	No	5	Once Every 30 Days	Low Class Bituminous	1756	6.7	Yes	8.7	11765.2	Rural	Gravel Shoulder	Gravel Shoulder	1	1	Yes	Open Ditch	Open Ditch	50 km/h	N/A	200-499	363	Actual Count	2017	54	
629	Wiles Lane	Sidroad 35	West End	Grey Highlands	100	Yes	No	4	Once Every 14 Days	Gravel	438	7.5	Yes	8	3504	Semi-Urban	Not Recorded	Not Recorded	0.25	0.25	No	Not Recorded	Not Recorded	80 km/h	N/A	50-199	125	Range Median	N/A	N/A	
744	William St	Grey Road 124	West End	Grey Highlands	50	Yes	No	6	Patrol Not Required	Gravel	109	5	No	5.5	599.5	Semi-Urban	Not Recorded	Not Recorded	0.25	0.25	No	Not Recorded	Not Recorded	50 km/h	N/A	0-49	35	Actual Count	2021	3	
851	Woodhouse Crt	Tuliman Blvd	North End Cul-de-Sac	Grey Highlands	100	Yes	No	6	Patrol Not Required	High Class Bituminous	281	6.7	Yes	8.7	1882.7	Semi-Urban	Swale - Paved Gutter	Swale - Paved Gutter	1	1	Yes	Open Ditch	Open Ditch	50 km/h	N/A	0-49	25	Range Median	N/A	N/A	Double micro-surface treatment in 2023
425	Youell St	Grey Road 31	West End	Singhampton	50	Yes	No	6	Patrol Not Required	Gravel	117	8	Yes	9	1053	Semi-Urban	Not Recorded	Not Recorded	0.5	0.5	No	Not Recorded	Not Recorded	50 km/h	N/A	0-49	7	Actual Count	2021	27	
417	Young Dr	Brewster Lake Rd	South End Cul-de-Sac	Grey Highlands	100	Yes	No	6	Patrol Not Required	High Class Bituminous	329	6.7	Yes	7.7	2204.3	Semi-Urban	Gravel Shoulder	Gravel Shoulder	0.5	0.5	No	Open Ditch	Open Ditch	80 km/h	N/A	0-49	2	Actual Count	2023	43	
434	Young Dr	Brewster Lake Rd	8th Concession B	Grey Highlands	100	Yes	No	6	Patrol Not Required	High Class Bituminous	185	6.7	Yes	7.7	1229.5	Semi-Urban	Gravel Shoulder	Gravel Shoulder	0.5	0.5	No	Open Ditch	Open Ditch	80 km/h	N/A	0-49	24	Actual Count	2021	9	
540	Zouave St	Bedlam St	Grey Rd 13	Grey Highlands	100	Yes	No	6	Patrol Not Required	Gravel	198	8	Yes	8	1584	Semi-Urban	Not Recorded	Not Recorded	0	0	No	Not Recorded	Not Recorded	50 km/h	N/A	0-49	25	Range Median	N/A	N/A	
549	Zouave St	Grey Road 13	Inkerman St	Eugenia	100	Yes	No	6	Patrol Not Required	Gravel	197	8	Yes	8	1576	Semi-Urban	Not Recorded	Not Recorded	0	0	No	Not Recorded	Not Recorded	50 km/h	N/A	0-49	4	Actual Count	2020	8	

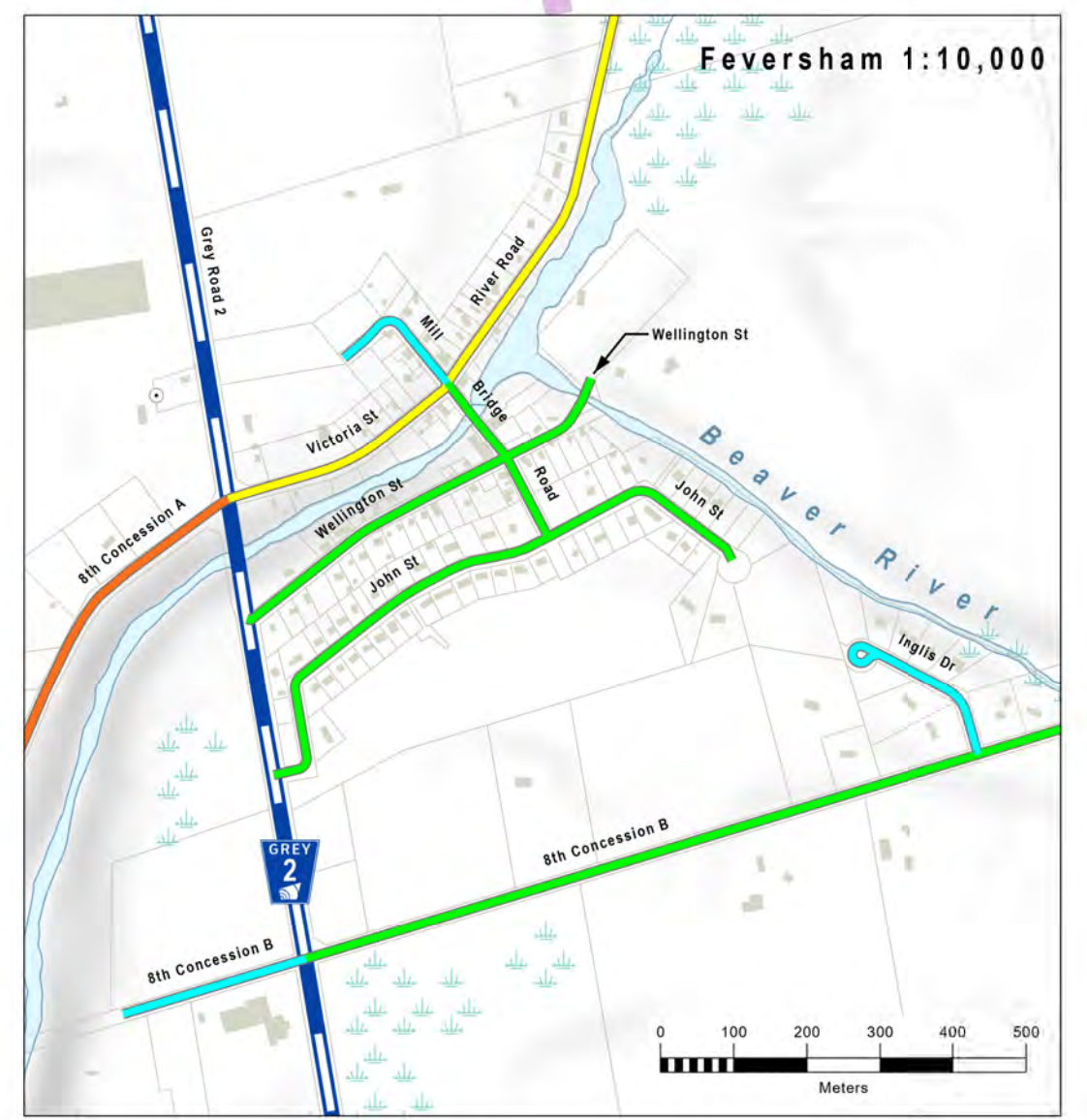
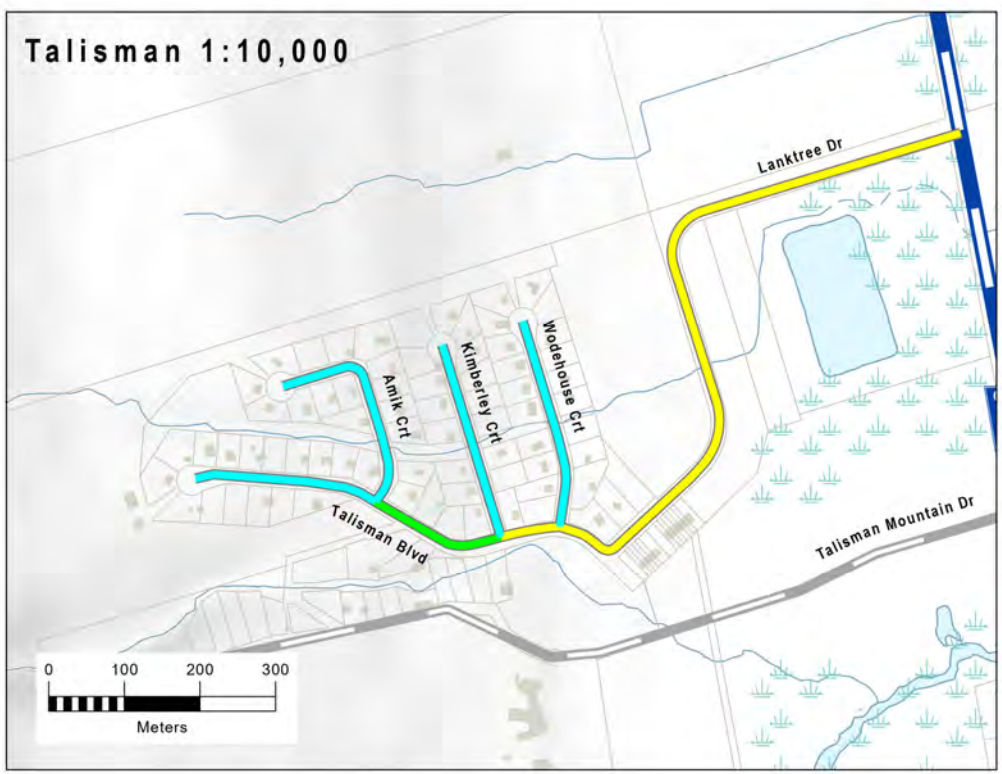
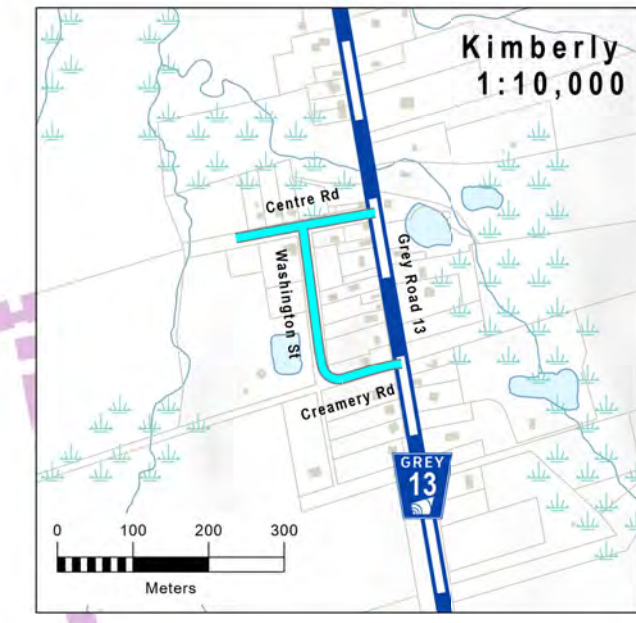
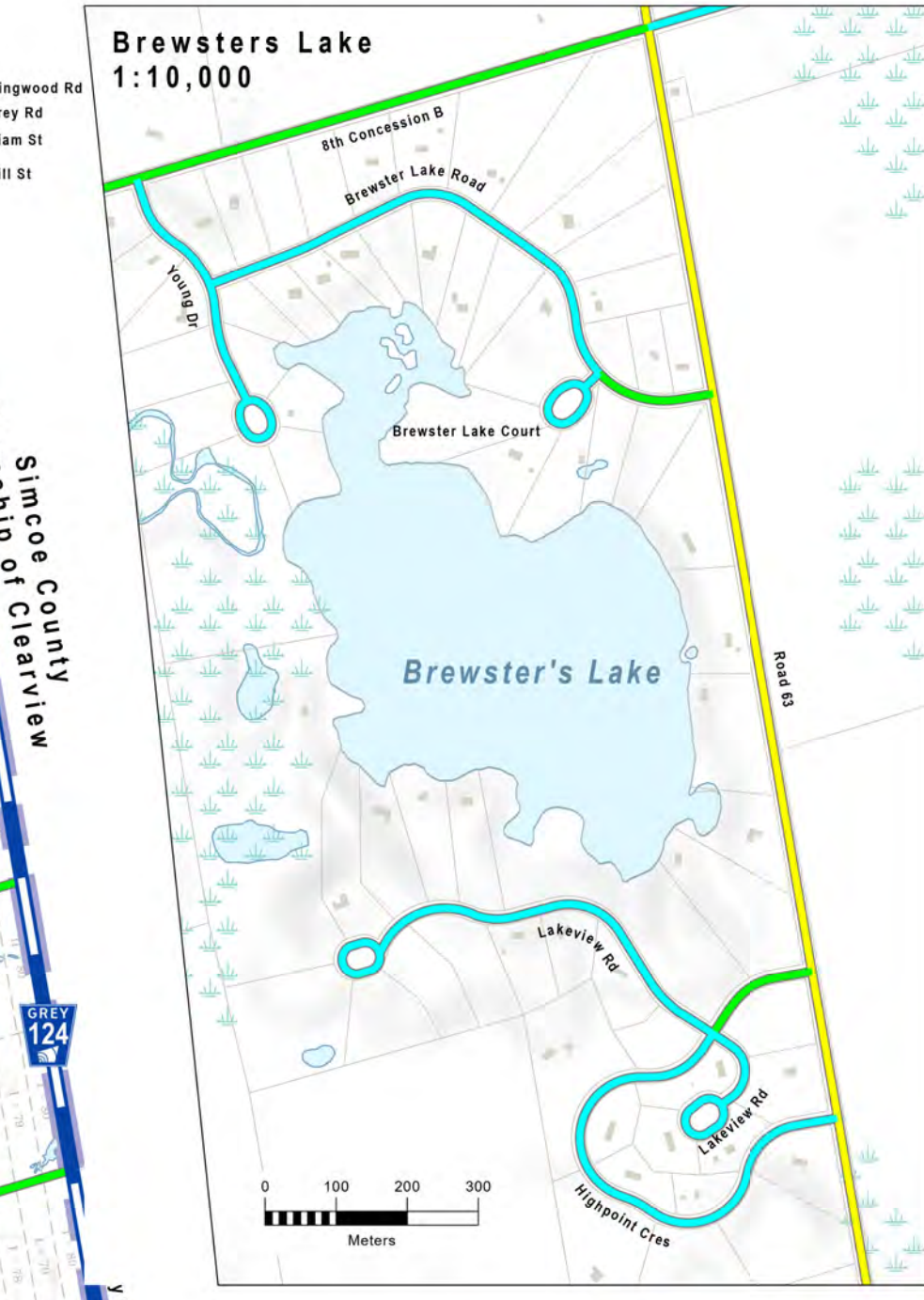
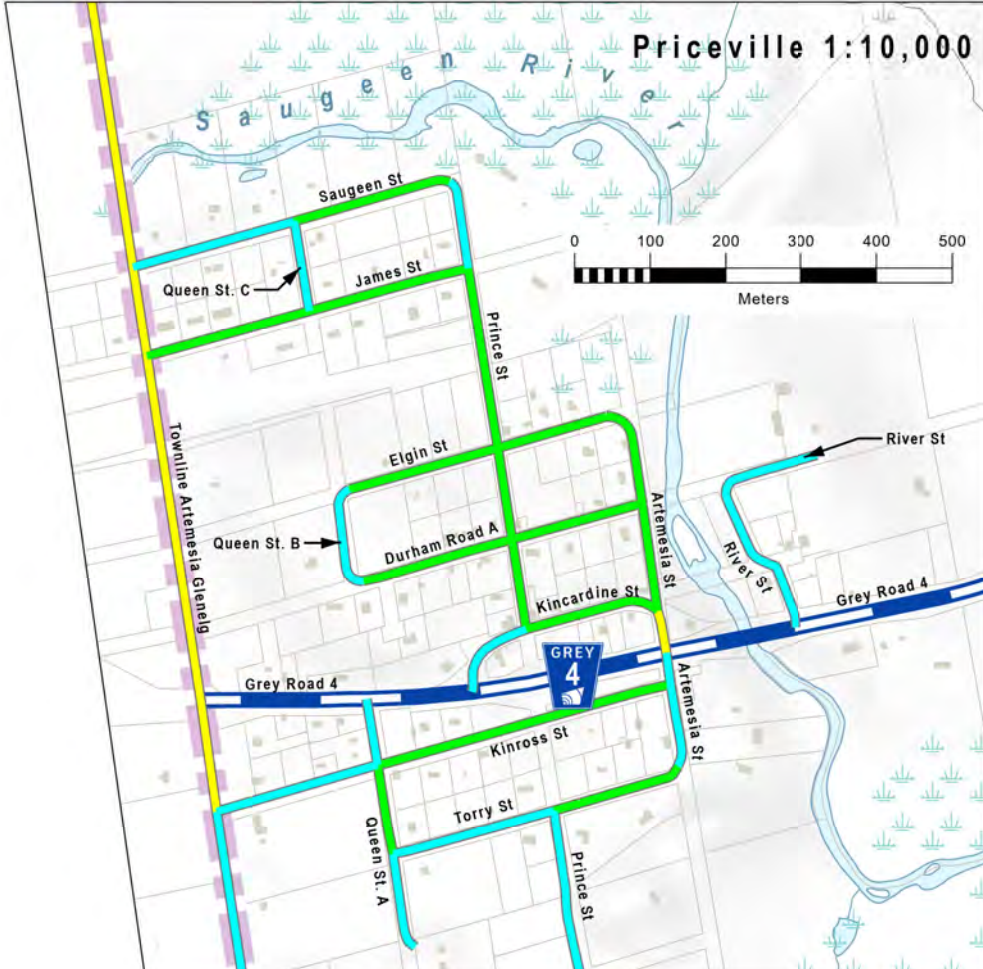
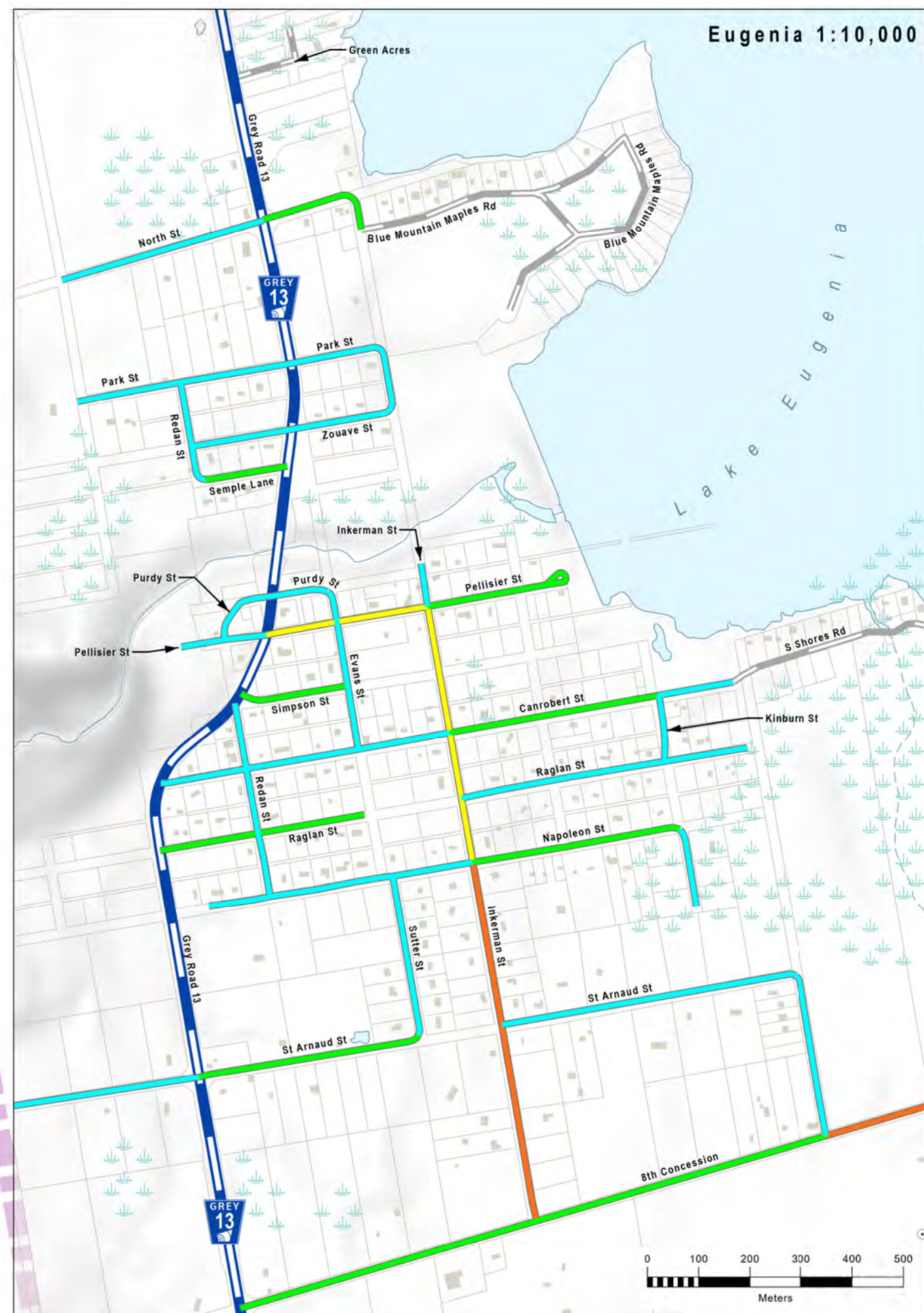
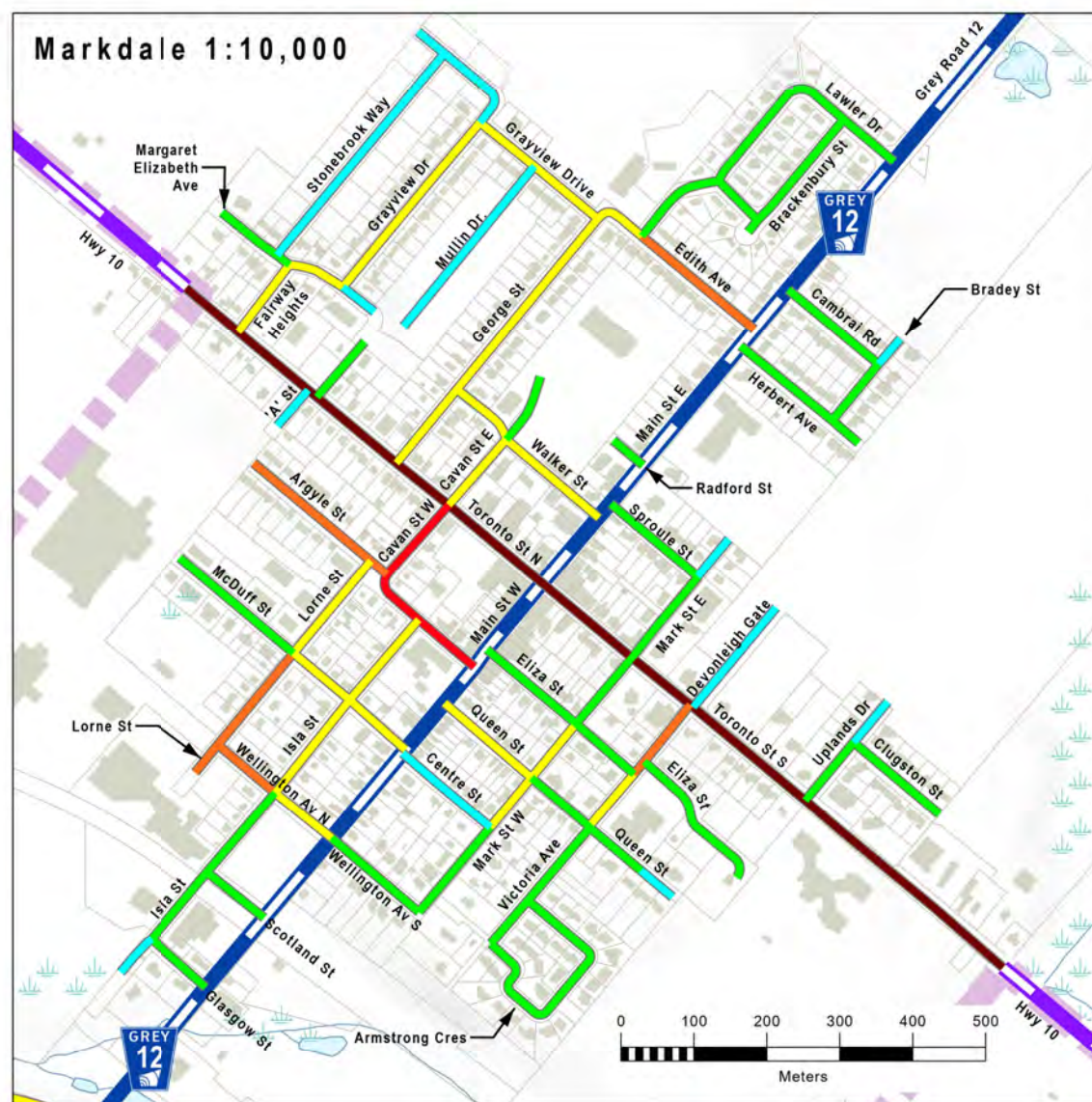
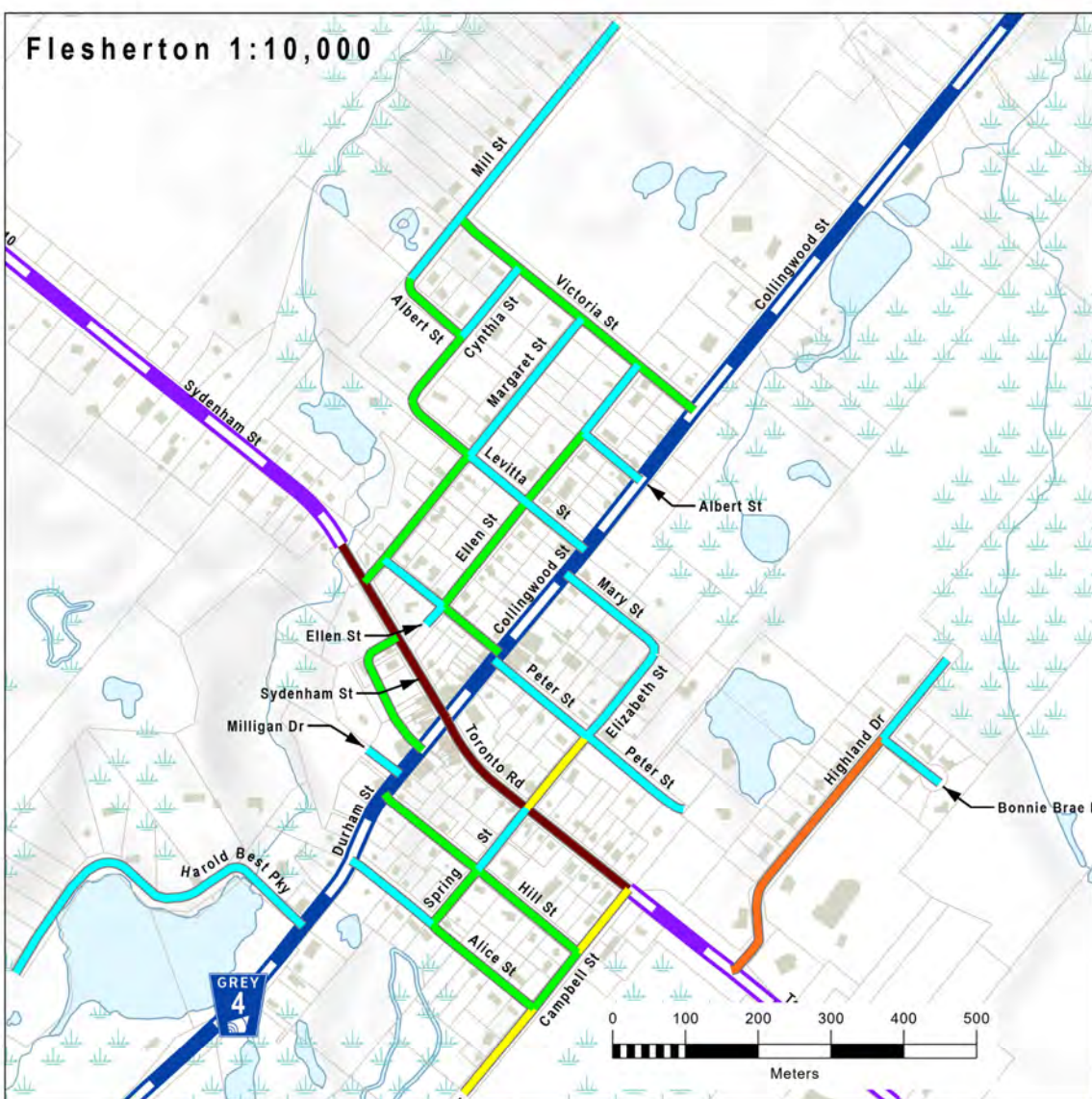
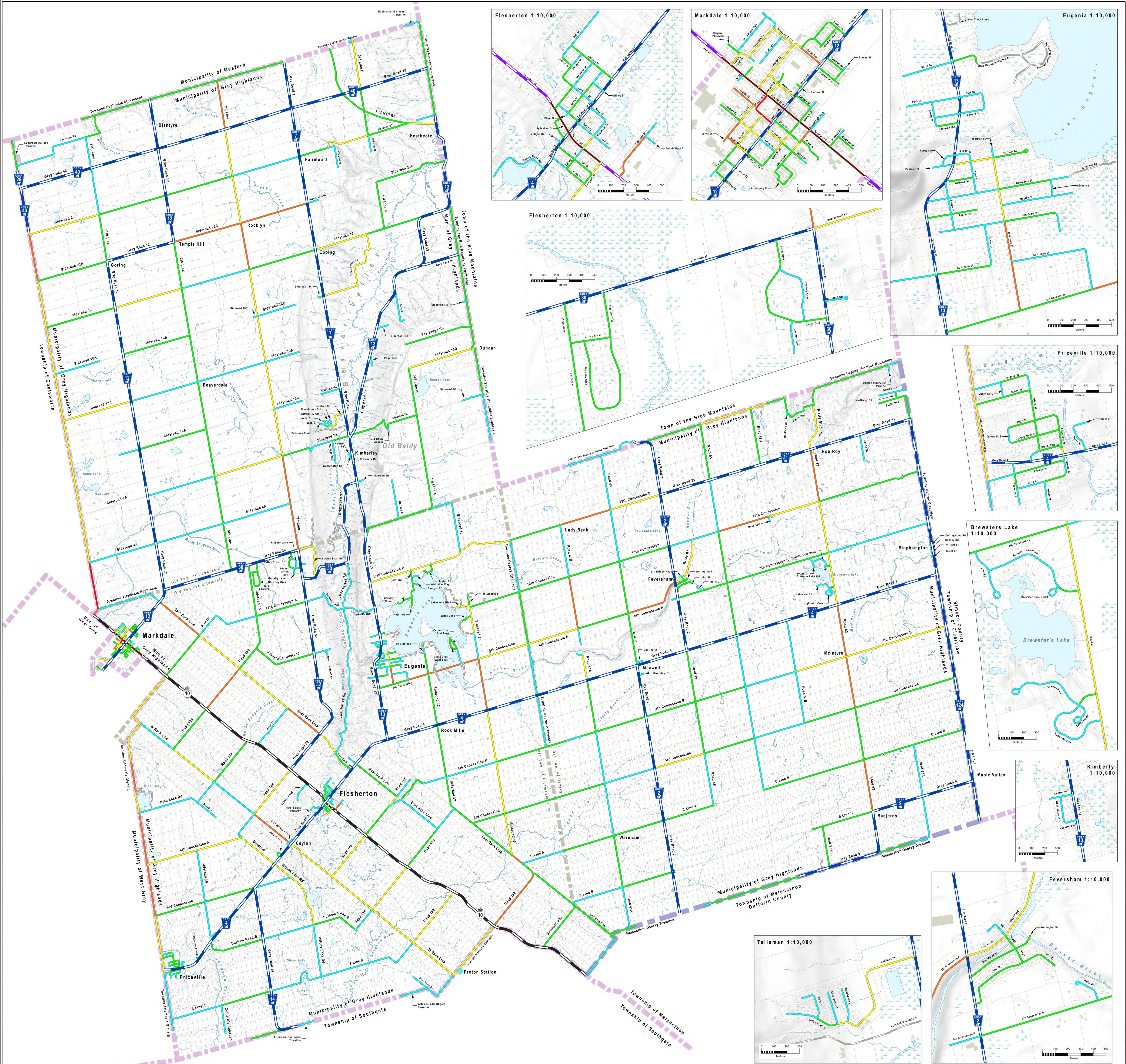


BURNSIDE

[THE DIFFERENCE IS OUR PEOPLE]

Appendix B

Annual Average Daily Traffic (AADT) Map



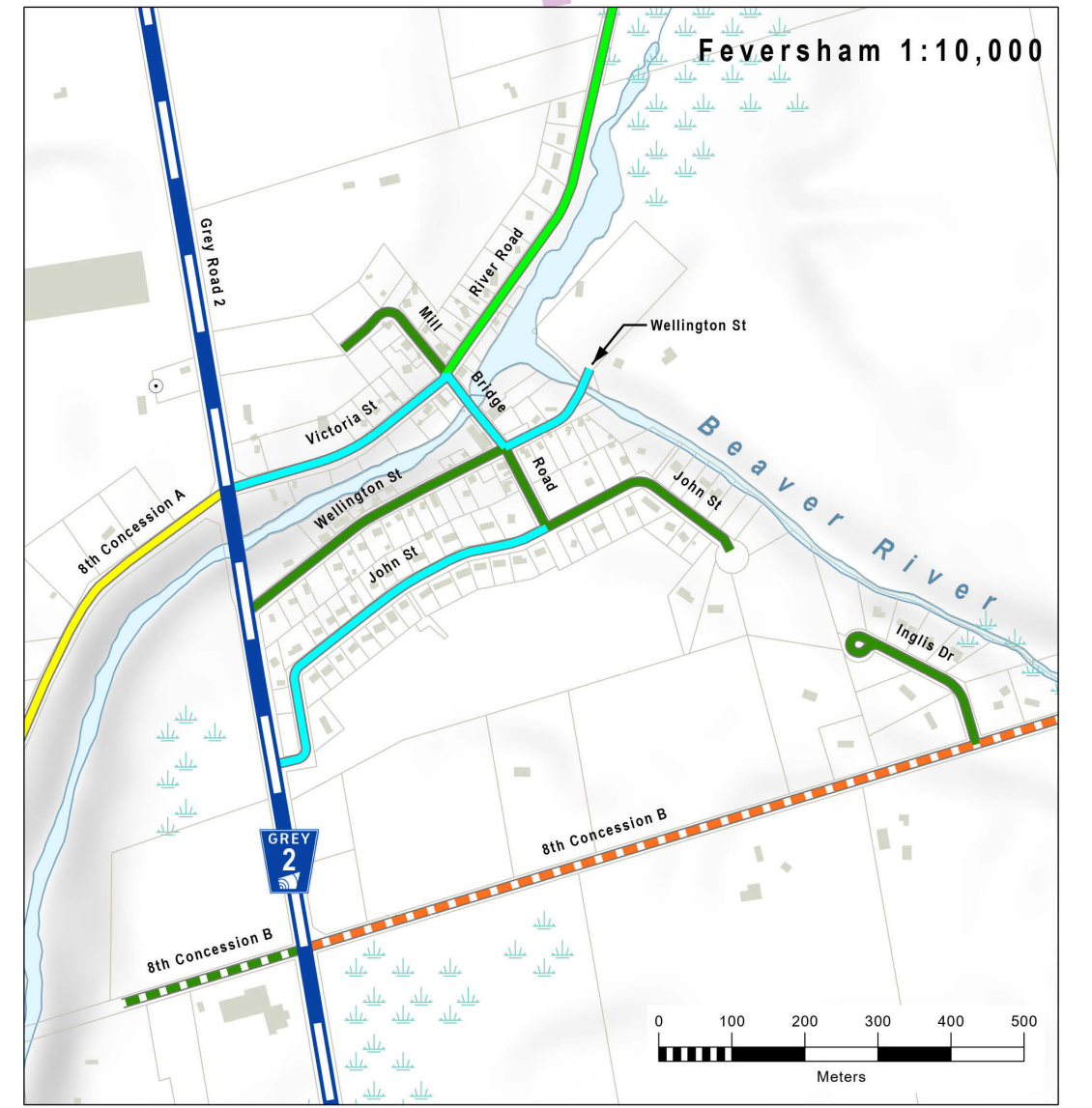
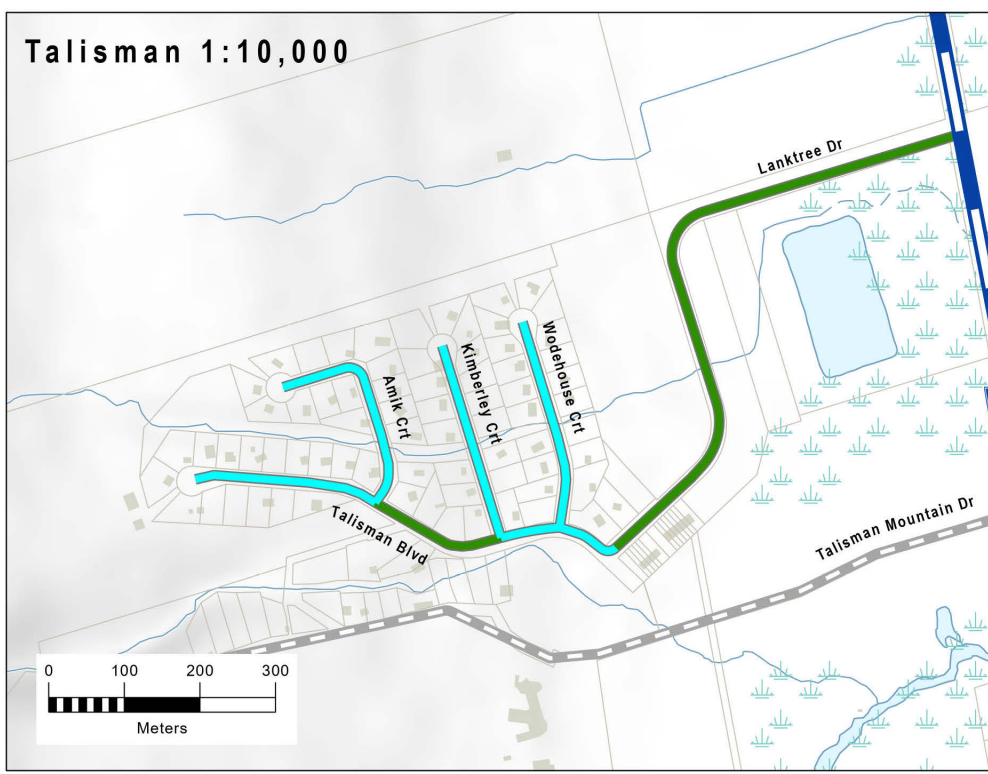
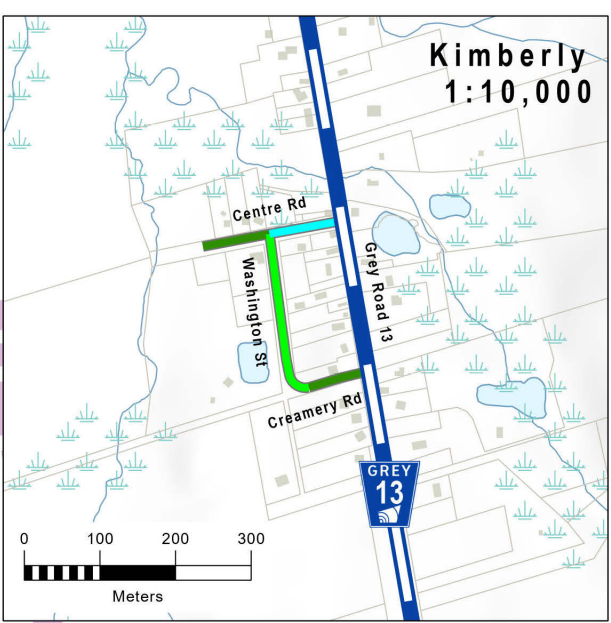
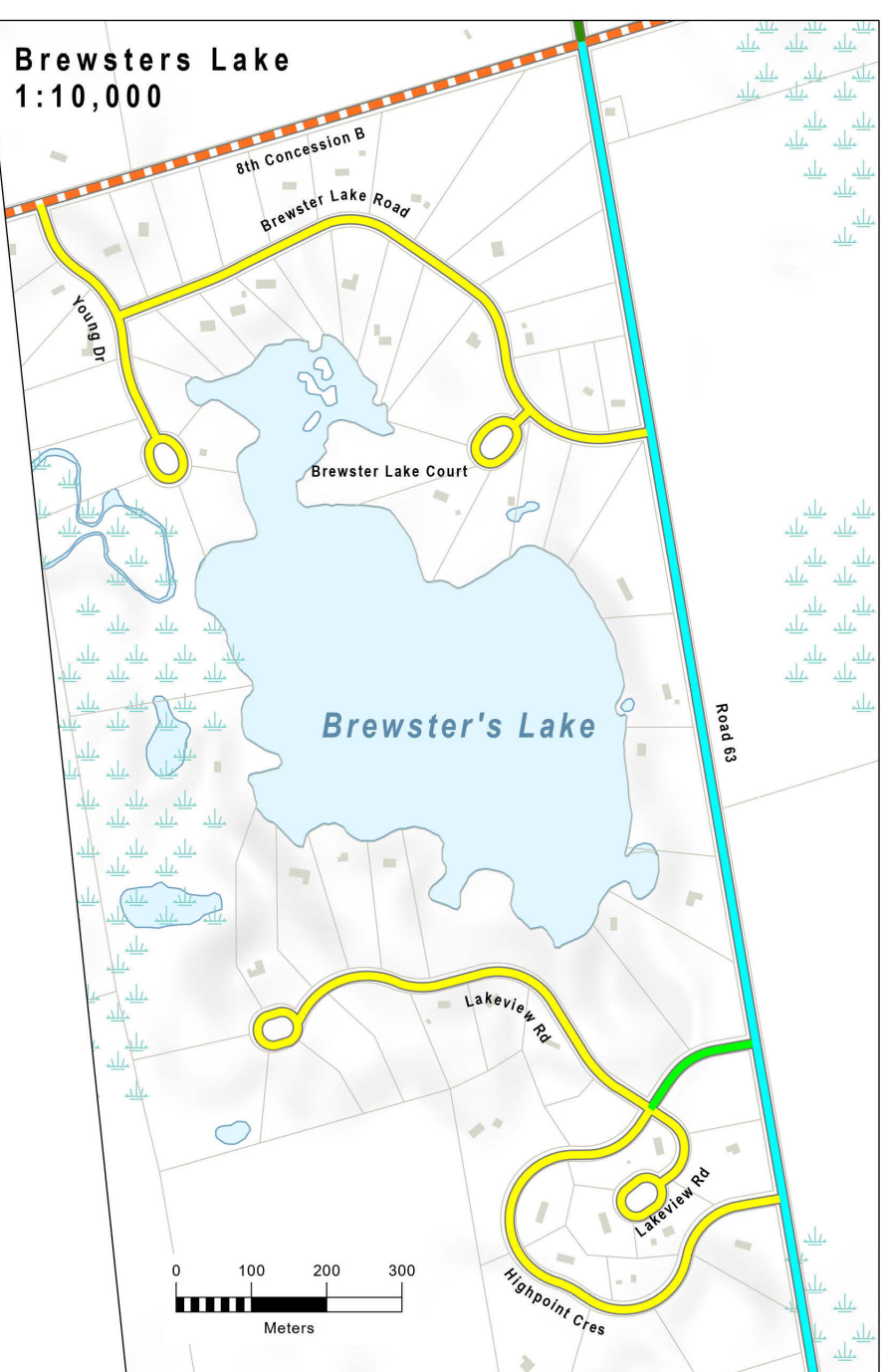
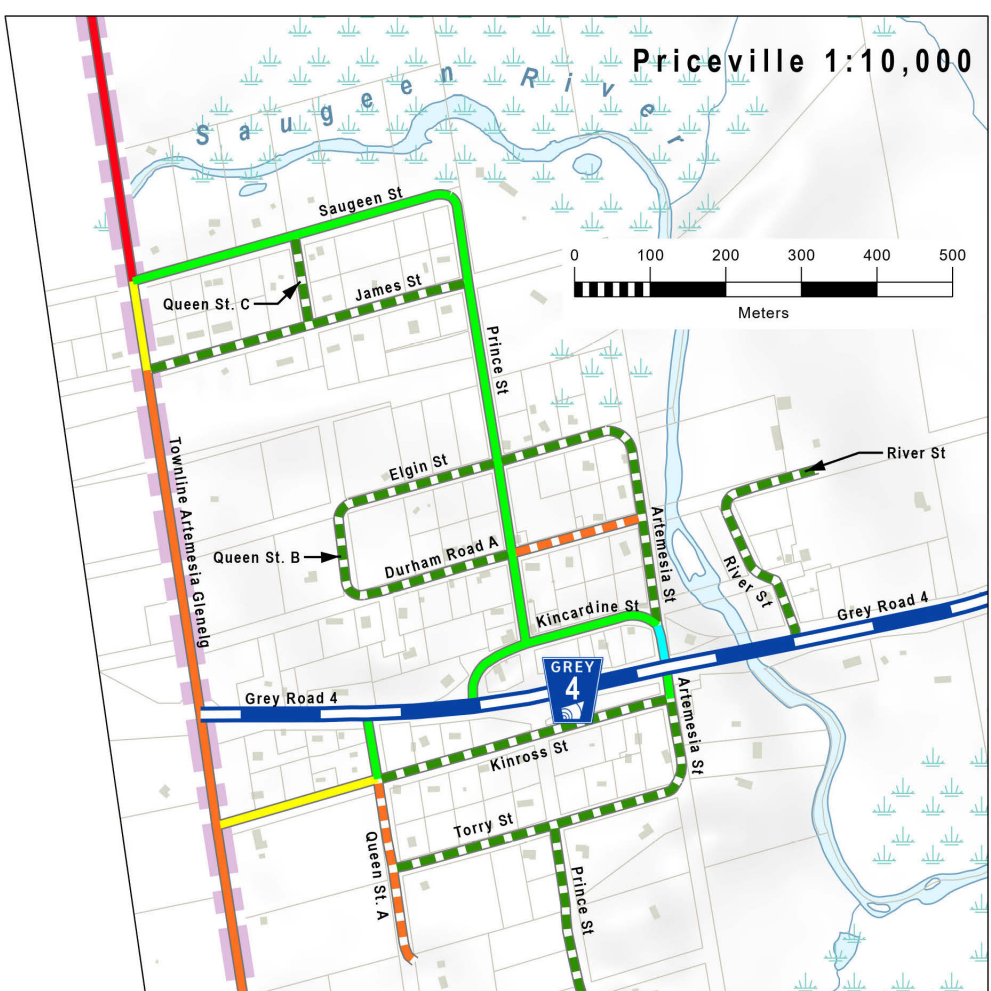
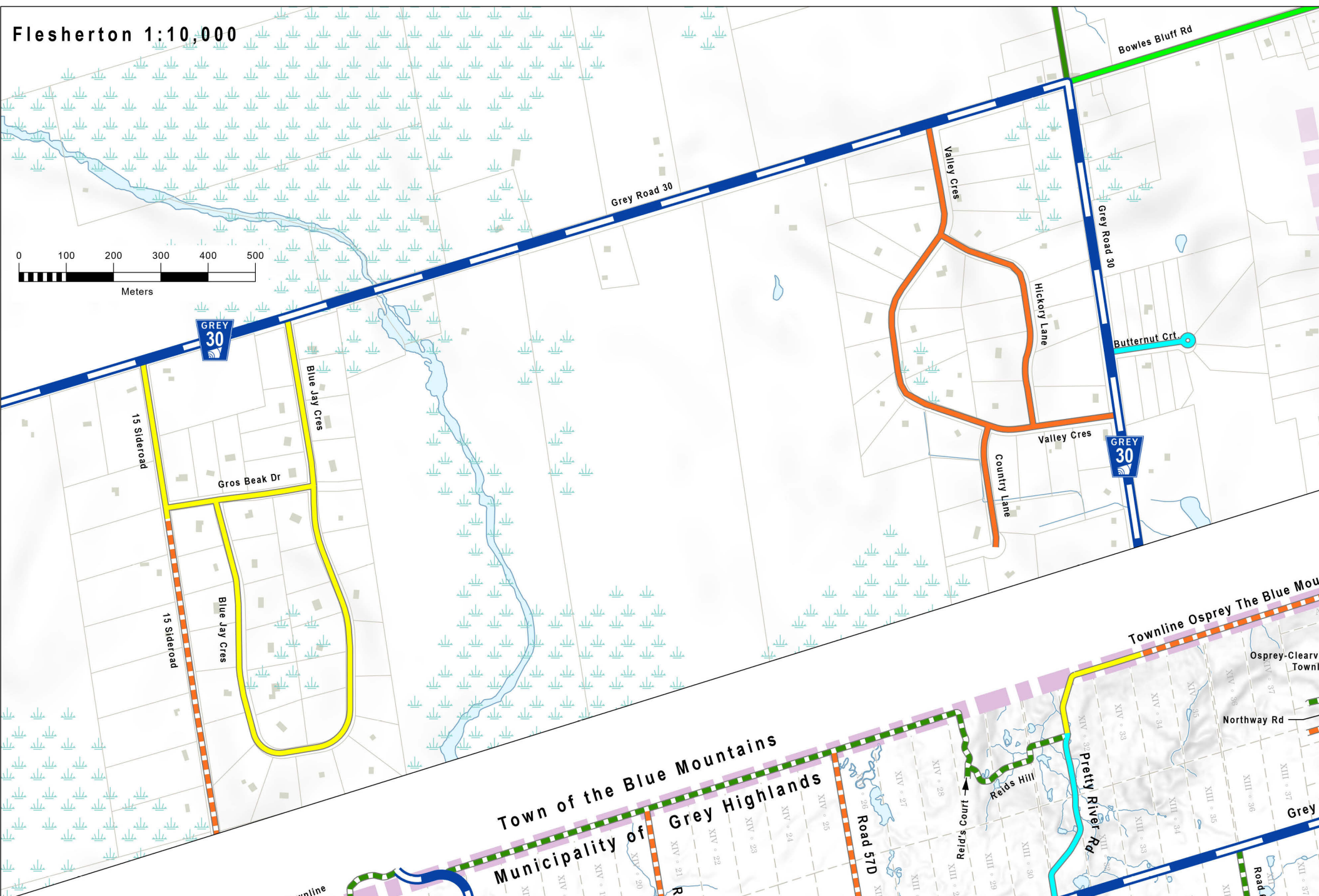
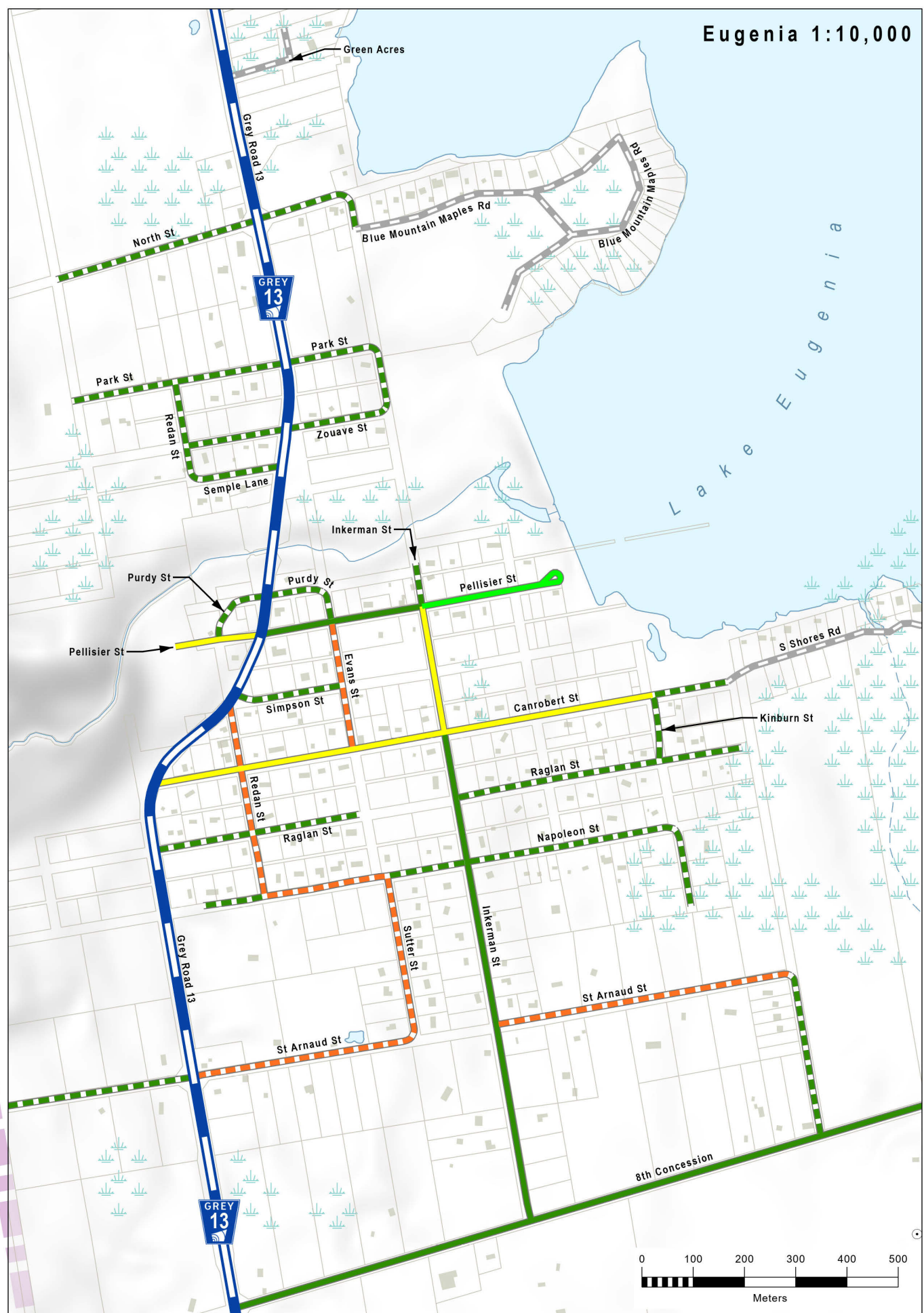
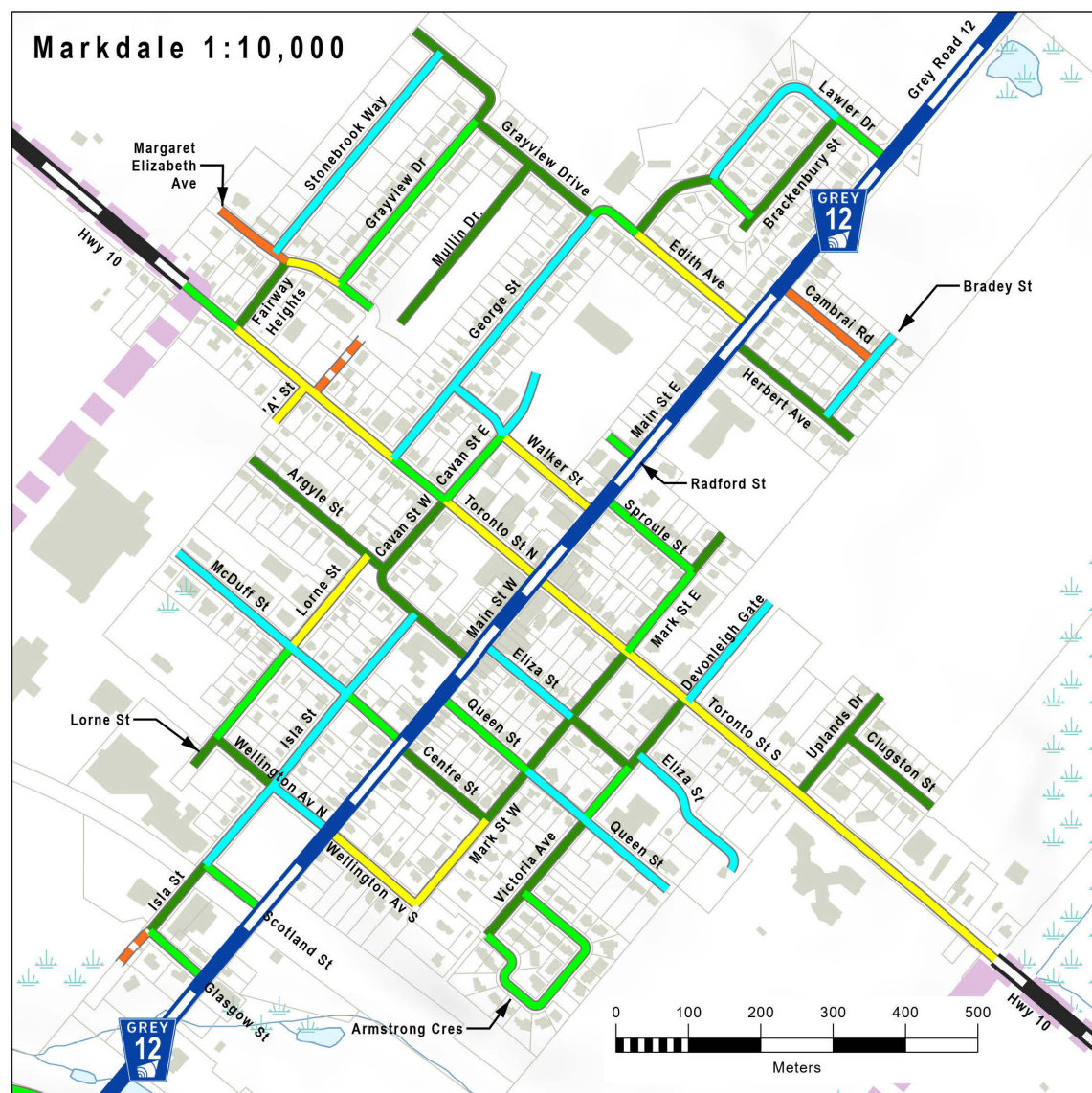
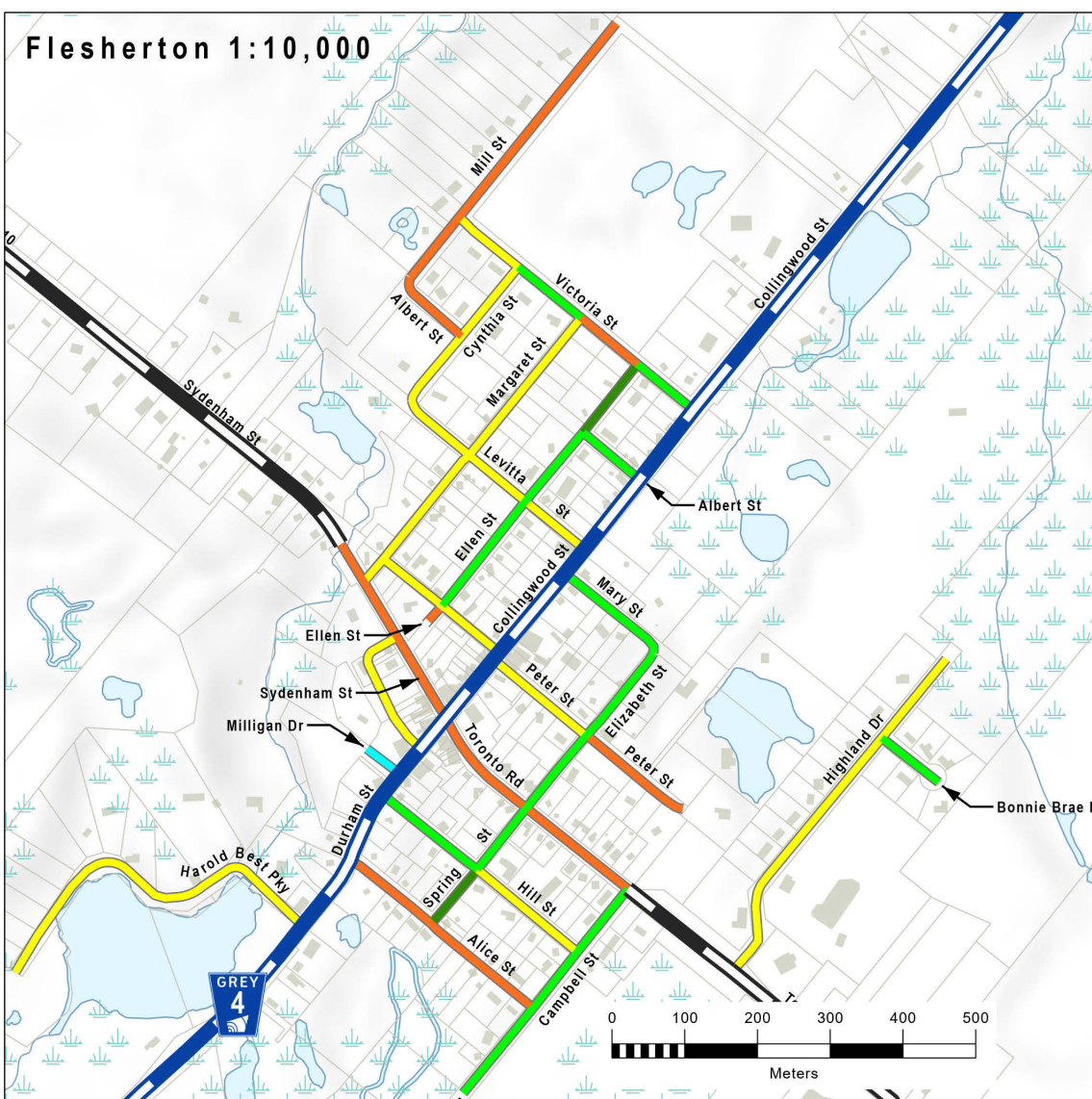
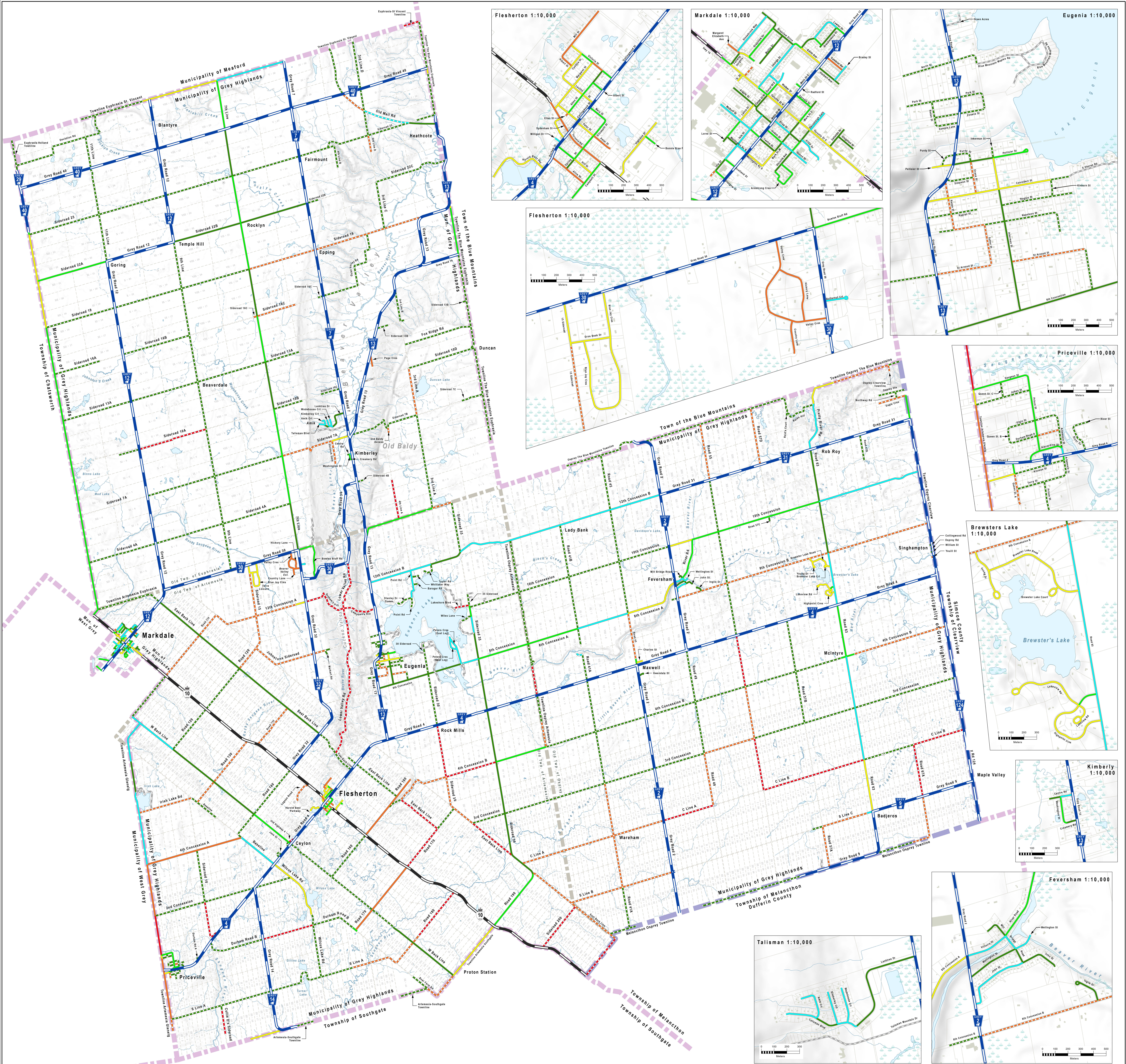


BURNSIDE

[THE DIFFERENCE IS OUR PEOPLE]

Appendix C

Road Improvement Needs Map and Table



Appendix C - Road Improvement Needs for All Roads (Sorted by OCR)

Municipal ID	Evaluation Status	Road Name	Name From	Name To	Community	Surface Material	Road Length (m)	Road Width (m)	Adequate Road Width	Platform Width (m)	Surface Area (m ²)	Roadside Environment	AADT Range	AADT	Truck Traffic Percent	Ride Comfort Rating (RCR)	Overall Condition Rating (OCR)	OCR Class	Pavement Condition Rating (PCR)	Road Base Condition Rating (RBCR)	Priority Rating (PR)	Drainage Deficiency Rating (1-15)	Single / Random Racking	Distortion / Raveling / Surface Wear	Alligator Cracking (Incl. Pot Holes)	Wheel Tracking Rutting	Potholing / Breakup	Drainage / Ditching	Proposed Lifecycle Improvement	Proposed Improvement Type	Improvement Cost	Base Cost (m ²)	
639	Not Evaluated	Campbell's Hill	0.32 km east of Lower Valley Road	Grey Road 13	Grey Highlands	Gravel	1401	6	No	6	8406	Rural	0-49	25	N/A	1	10	Serious Condition			51	2	0	0	0	0	1	1	Reconstruction	Maintenance Gravel + Calcium Chloride	\$0.00	\$55.00	
657	Not Evaluated	Graham's Hill	Lower Valley Rd	Lower Valley Rd	Grey Highlands	Gravel	1965	6.5	No	6.5	12772.5	Rural	0-49	25	N/A	1	10	Serious Condition			51	3	0	0	0	0	1	1	Reconstruction	Maintenance Gravel + Calcium Chloride	\$0.00	\$55.00	
416	Not Evaluated	Lower Valley Rd	Campbell's Hill	Grey Road 30	Grey Highlands	Gravel	1936	7	Yes	7	13552	Rural	0-49	25	N/A	1	10	Serious Condition			51	4	0	0	0	0	1	1	Reconstruction	Maintenance Gravel + Calcium Chloride	\$0.00	\$55.00	
221	Not Evaluated	Centre Line A	0.69 km west of Road 49	Grey Road 2	Grey Highlands	Gravel	1326	8	Yes	8	11271	Rural	50-199	166	N/A	2	20	Serious Condition			61	7	0	0	0	0	2	2	Reconstruction	Maintenance Gravel + Calcium Chloride	\$619,925.00	\$55.00	
238	Not Evaluated	Centre Line A	Road 49	0.69 km west of Road 49	Grey Highlands	Gravel	715	7	Yes	7.5	5362.5	Rural	50-199	166	N/A	2	20	Serious Condition			61	7	0	0	0	0	2	2	Reconstruction	Maintenance Gravel + Calcium Chloride	\$294,965.00	\$55.00	
266	Not Evaluated	Centre Line B	Road 55	Road 63	Grey Highlands	Gravel	4088	6	No	6.25	25500	Rural	50-199	126	38	2	20	Serious Condition			57	6	0	0	0	0	2	2	Reconstruction	Maintenance Gravel + Calcium Chloride	\$1,405,250.00	\$55.00	
72	Not Evaluated	Collier Dr Sideroad	0.2 km south of Southline A	South End	Grey Highlands	Gravel	950	3	No	3	2850	Rural	0-49	4	N/A	2	20	Serious Condition			41	5	0	0	0	0	2	2	Reconstruction	Maintenance Gravel + Calcium Chloride	\$0.00	\$55.00	
16	Not Evaluated	Lower Valley Rd	Campbell's Hill	East Back Line	Grey Highlands	Gravel	4044	7	Yes	7	42308	Rural	0-49	34	13	2	20	Serious Condition			47	5	0	0	0	0	2	2	Reconstruction	Maintenance Gravel + Calcium Chloride	\$0.00	\$55.00	
202	Not Evaluated	Road 170	East Back Line	Highway 10	Grey Highlands	Gravel	1914	10	Yes	10	19140	Rural	50-199	145	20	2	20	Serious Condition			59	10	0	0	0	0	2	2	Reconstruction	Maintenance Gravel + Calcium Chloride	\$0.00	\$55.00	
205	Not Evaluated	East Back Line	Sideroad 35	3rd Concession	Grey Highlands	Gravel	1992	8	Yes	8	15936	Rural	50-199	94	36	2	22	Serious Condition			53	9	0	0	0	0	2	3	Reconstruction	Maintenance Gravel + Calcium Chloride	\$0.00	\$55.00	
831	Not Evaluated	Sideroad 10A	Grey Road 12	8th Line	Grey Highlands	Gravel	2745	3.5	No	4	10980	Rural	50-199	125	N/A	3	22	Serious Condition			56	8	0	0	0	0	2	2	Reconstruction	Maintenance Gravel + Calcium Chloride	\$603,500.00	\$55.00	
86	Evaluated	Artemesia-Gleneg Towlne	Kinross St	Southline A	Grey Highlands - West Grey	Low Class Bituminous	1788	6.7	No	7.7	12046.6	Rural	0-49	28	9	3	24	Serious Condition	2	7	4	64	12	2	2	1	3	0	0	Rehabilitation	Pulverize + Granular A + 1 HMA (50mm)	\$161,398.00	\$30.00
154	Evaluated	Artemesia-Gleneg Towlne	2nd Concession	Saugen St	Grey Highlands - West Grey	High Class Bituminous	1567	6.7	No	8.7	10498.9	Rural	200-499	300	N/A	5	25	Very Poor Condition	4	4	64	12	2	2	1	3	0	0	Reconstruction	novial + 1 HMA (50mm) + Total Base Replacement + Nominal	\$766,419.70	\$73.00	
163	Not Evaluated	10 Sideroad	Grey Road 4	Grey Road 4	Grey Highlands	Gravel	1689	4	No	4	6756	Rural	0-49	1	0	3	26	Very Poor Condition			37	5	0	0	0	0	3	1	Reconstruction	Maintenance Gravel + Calcium Chloride	\$0.00	\$55.00	
466	Not Evaluated	Centre Line B	Road 67A	Grey Road 124	Grey Highlands	Gravel	2055	8	Yes	8.5	17467.5	Rural	50-199	69	11	3	26	Very Poor Condition			48	9	0	0	0	0	2	4	Reconstruction	Maintenance Gravel + Calcium Chloride	\$960,740.00	\$55.00	
1015	Not Evaluated	Euphrasia-St Vincent Towlne	The Blue Mountains-Euphrasia Towlne	Grey Highlands - Meadow	Grey Highlands	Gravel	645	6	No	6.5	4191.5	Rural	0-49	25	N/A	2	26	Very Poor Condition			42	14	0	0	0	0	3	2	Reconstruction	Maintenance Gravel + Calcium Chloride	\$115,338.00	\$55.00	
139	Not Evaluated	Melanchton-Artemesia Towlne	Highway 10	East Back Line	Grey Highlands - Melanchton	Gravel	1844	6	No	6	11064	Rural	0-49	25	N/A	3	26	Very Poor Condition			42	8	0	0	0	0	2	4	Reconstruction	Maintenance Gravel + Calcium Chloride	\$0.00	\$55.00	
193	Not Evaluated	Old Highway 4	West Back Line	Dead End	Grey Highlands	Gravel	250	5	No	5	1250	Semi-Urban	0-49	16	8	3	26	Very Poor Condition			40	7	0	0	0	0	2	4	Reconstruction	30mm) + total Base Replacement + Nominal Shoulder / Ditch	\$0.00	\$67.00	
250	Evaluated	Toronto Rd	Durham St	Elizabeth St	Fleisherton	High Class Bituminous	109	8.5	Yes	8.5	1436.5	Urban	8000-9999	8000	14	4	28	Very Poor Condition	4	6	136	8	2	2	1	5	0	0	0	Rehabilitation	alt Removal + Granular A + 2 HMA (at 50mm each) + Spot Curb	\$27,460.00	\$40.00
489	Not Evaluated	4th Concession B	Grey Road 4	Grey Road 4	Grey Highlands	Gravel	15470.5	7	Yes	7.5	15470.5	Rural	50-199	75	21	3	28	Very Poor Condition			47	6	0	0	0	0	3	2	Reconstruction	Maintenance Gravel + Calcium Chloride	\$851,015.00	\$55.00	
480	Not Evaluated	4th Line A	Artemesia-Euphrasia Towlne	0.8 km north of Artemesia-Euphrasia Towlne	Grey Highlands	Gravel	802	5	No	5.5	4411	Rural	0-49	25	N/A	3	28	Very Poor Condition			41	10	0	0	0	0	3	2	Reconstruction	Maintenance Gravel + Calcium Chloride	\$242,605.00	\$55.00	
489	Not Evaluated	4th Line A	0.8 km north of Artemesia-Euphrasia Towlne	North End	Grey Highlands	Gravel	765	5	No	5.5	4207.5	Rural	0-49	25	N/A	3	28	Very Poor Condition			41	10	0	0	0	0	3	2	Reconstruction	Maintenance Gravel + Calcium Chloride	\$231,440.00	\$55.00	
643	Not Evaluated	Lakeshore Blvd	Sr Williams Blvd	Lakeshore Boulevard	Grey Highlands	Gravel	273	7	Yes	7.5	2047.5	Rural	200-499	300	N/A	3	28	Very Poor Condition			62	10	0	0	0	0	2	5	Reconstruction	Maintenance Gravel + Calcium Chloride	\$112,640.00	\$55.00	
648	Not Evaluated	Lakeshore Blvd	Sr Williams Blvd	Lakeshore Boulevard	Grey Highlands	Gravel	314	7	Yes	7.5	2047.5	Rural	200-499	300	N/A	3	28	Very Poor Condition			62	10	0	0	0	0	2	5	Reconstruction	Maintenance Gravel + Calcium Chloride	\$131,415.00	\$55.00	
459	Not Evaluated	Road 55	Centre Line B	3rd Concession	Grey Highlands	Gravel	2084	6	No	6.25	13005	Rural	0-49	39	14	3	28	Very Poor Condition			43	10	0	0	0	0	2	5	Reconstruction	Maintenance Gravel + Calcium Chloride	\$716,375.00	\$55.00	
275	Not Evaluated	Road 67A	Centre Line B	Centre Line B	Grey Highlands	Gravel	2057	6	No	6.25	12856.3	Rural	0-49	47	28	3	28	Very Poor Condition			44	6	0	0	0	0	3	2	Reconstruction	Maintenance Gravel + Calcium Chloride	\$707,080.00	\$55.00	
225	Evaluated	Spring St	Spring St	Campbell St	Fleisherton	High Class Bituminous	181	8	Yes	8	1448	Urban	50-199	135	9	5	30	Very Poor Condition	4	6	51	15	1	3	2	4	0	0	Rehabilitation	removal + Granular A + 2 HMA (50mm each) + Spot curb rep	\$27,500.00	\$40.00	
247	Not Evaluated	Preter St	South End Cul-de-Sac	Preter St	Semi-Urban	High Class Bituminous	188	4	Yes	4	368	Urban	0-49	4	3	30	Very Poor Condition	3	8	47	8	2	2	1	2	6	0	0	Rehabilitation	Pulverize + Granular A + 1 HMA (50mm)	\$29,200.00	\$30.00	
158	Not Evaluated	200 Sideroad	East Back Line	HWY 10	Grey Highlands	Gravel	2067	10	Yes	11	22377	Rural	50-199	78	0	3	30	Very Poor Condition			46	8	0	0	0	0	3	3	Reconstruction	Maintenance Gravel + Calcium Chloride	\$1,250,535.00	\$55.00	
64	Not Evaluated	4th Concession B	Sideroad 35	Sideroad 35	Grey Highlands	Gravel	2048	9	Yes	9.5	19466	Rural	0-49	14	27	3	30	Very Poor Condition			38	7	0	0	0	0	3	3	Reconstruction	Maintenance Gravel + Calcium Chloride	\$1,070,080.00	\$55.00	
150	Not Evaluated	Durham Rd B	Wilcox Lake Rd	Grey Road 34	Grey Highlands	Gravel	2042	7	Yes	7.24	14784.1	Rural	0-49	7	12	3	30	Very Poor Condition			37	12	0	0	0	0	2	6	Reconstruction	Maintenance Gravel + Calcium Chloride	\$813,120.00	\$55.00	
256	Not Evaluated	East Back Line	Road 170	Road 170	Grey Highlands	Gravel	1914	7	Yes	7	1824	Rural	50-199	135	9	5	30	Very Poor Condition			36	7	0	0	0	0	3	3	Reconstruction	Maintenance Gravel + Calcium Chloride	\$0.00	\$55.00	
341	Not Evaluated	Osprey-Artemesia Towlne	1.17 km east of Grey Road 4	Grey Road 4	Grey Highlands	Gravel	1167	6	No	6	7002	Rural	0-49	4	N/A	3	30	Very Poor Condition			36	7	0	0	0	0	3	3	Reconstruction	Maintenance Gravel + Calcium Chloride	\$0.00	\$55.00	
443	Not Evaluated	Road 180	0.35 km north of West Back Line	Highway 10	Grey Highlands	Gravel	2202	7	Yes	7	15414	Rural	200-499	213	52	4	30	Very Poor Condition			56	12	0	0	0	0	3	2	Reconstruction	Maintenance Gravel + Calcium Chloride	\$0.00	\$55.00	
127	Not Evaluated	Road 155	Grey Highlands	Grey Highlands	Grey Highlands	Gravel	2035	7	Yes	7.5	15045.5	Rural	0-49	19	2	30	Very Poor Condition			40	6	0	0	0	0	3	2	Reconstruction	Maintenance Gravel + Calcium Chloride	\$839,460.00	\$55.00		
95	Evaluated	Artemesia-Gleneg Towlne	Grey Road 4	Kinross St	Grey Highlands	High Class Bituminous	149	6.7	No	7.7	998.3	Rural	200-499	224	12	4	32	Very Poor Condition	4	8	55	12	2	2	4	4	0	0	Rehabilitation	Pulverize + Granular A + 1 HMA (50mm)	\$329,949.00	\$30.00	
119	Evaluated	Artemesia-Gleneg Towlne	James St	Grey Road 4	Grey Highlands	High Class Bituminous	461	6.7	No	7.7	3088.7	Rural	200-499	300	N/A	5	32	Very Poor Condition	3	8	58	12	2	2	1	3	5	0	0	Rehabilitation	Pulverize + Granular A + 1 HMA (50mm)	\$92,661.00	\$30.00
20	Not Evaluated	3rd Line D	Sideroad 25	South End	Grey Highlands	Gravel	679	6	No	6.5	4413.5	Rural	0-49	25	N/A	3	32	Very Poor Condition			39	5	0	0	0	0	4	1	Rehabilitation	Partial Base Strengthening + Nominal Ditch/Shoulder Repair	\$163,118.00	\$37.00	
878	Not Evaluated	Osprey-Clearview Towlne	Osprey-Clearview Towlne	Osprey-Clearview Towlne	Grey Highlands	Gravel	111	9	Yes	11	1047	Rural	50-199	133	5	1	32	Very Poor Condition			37	12	0	0	0	0	2	1	Rehabilitation	Partial Base Strengthening + Nominal Ditch/Shoulder Repair	\$130,700.00	\$37.00	
359	Not Evaluated	Evans St	Simpson St	Simpson St	Eugenia	Gravel	126	7	Yes	7	882	Semi-Urban	0-49	11	7	3	32	Very Poor Condition			36	7	0	0	0	0	3	4	Rehabilitation	3mm) + Nominal Base Strengthening + Nominal Ditch/Shoulder	\$0.00	\$57.00	
999	Not Evaluated	Old Mail Road	Grey Road 40	3rd Line D	Grey Highlands	Gravel	1061	5	No	5	5305	Rural	50-199	125	N/A	4	32	Very Poor Condition			49	10	0	0	0	0	2	6	Rehabilitation	Partial Base Strengthening + Nominal Ditch/Shoulder Repair	\$0.00	\$37.00	
514	Not Evaluated	Road 120	East Back Line	Johnston's Sideroad	Grey Highlands	Gravel	1028	9	Yes	9.5	9766	Rural	50-199	95	11	3	32	Very Poor Condition			46	10	0	0	0	0	3	4	Rehabilitation	Partial Base Strengthening + Nominal Ditch/Shoulder Repair	\$361,342.00	\$37.00	
198	Not Evaluated	Centre Line B	Centre Line B	Centre Line B	Grey Highlands	Gravel	1028	9	Yes	9.5	9766	Rural	50-199	95	11	3	32	Very Poor Condition			46	10	0	0	0	0	3	4	Rehabilitation	Partial Base Strengthening + Nominal Ditch/Shoulder Repair	\$361,342.00	\$37.00	
941	Not Evaluated	Sideroad 19	Grey Road 13	3rd Line C	Grey Highlands	Gravel	1473	8	Yes	9	13357	Rural	50-199	171	27	4	32	Very Poor Condition			52	10	0	0	0	0	3	3	Rehabilitation	Partial Base Strengthening + Nominal Ditch/Shoulder Repair	\$490,509.00	\$37.00	
185	Evaluated	4th Concession A	Sideroad 10	Artemesia-Gleneg Towlne	Grey Highlands	Low Class Bituminous	2028	6.7	No	8.7	13587.6	Rural	200-499	203	19	5	34	Very Poor Condition	2	10	52	15	1	1	3	7	0	0	Rehabilitation	Pulverize + Granular A + 1 HMA (50mm)	\$407,628.00	\$30.00	
234	Evaluated	Alce St	Spring St	Durham Rd	Fleisherton	High Class Bituminous	142	8	Yes	8	1136	Urban	0-49	40	6	5	34	Very Poor Condition	4	8	39	15	3	1	2	6	0	0	Rehabilitation	removal + Granular A + 2 HMA (50mm each) + Spot curb rep	\$55,460.00	\$40.00	
121	Not Evaluated	Highway 170	West Back Line	West Back Line	Grey Highlands	High Class Bituminous	149	8.5	Yes	8.5	1266.5	Urban	5000-9999	5000	N/A	5																	

Appendix C - Road Improvement Needs for All Roads (Sorted by OCR)

Municipal ID	Evaluation Status	Road Name	Name From	Name To	Community	Surface Material	Road Length (m)	Road Width (m)	Adequate Road Width	Platform Width (m)	Surface Area (m ²)	Roadside Environment	AADT Range	AADT	Truck Traffic Percent	Ride Comfort Rating (RCR)	Overall Condition Rating (OCR)	OCR Class	Pavement Condition Rating (PCR)	Road Base Condition Rating (RBCR)	Priority Rating (PR)	Drainage Deficiency Rating (1-15)	Single / Random Cracking	Distortion / Raveling / Surface Wear	Alligator Cracking (Incl. Patching)	Wheel Track Rutting	Potholing / Breakup	Drainage / Ditching	Proposed Lifecycle Improvement	Proposed Improvement Type	Improvement Cost	Base Cost (m ²)		
1003	Evaluated	Euphrasia-St Vincent Townline	Grey Road 12	7th Line	Grey Highlands - Meaford	Low Class Bituminous	2743	6.7	No	7.7	18378.1	Rural	50-199	169	11	4	48	Poor Condition	8	12	40	15	4	4	5	7	0	0	Resurface	HMA Overlay (40mm) + Patching + Nominal Shoulder Repair	\$553,343.00	\$30.00		
679	Not Evaluated	8th Concession B	Grey Road 2	Ingile Dr	Grey Highlands	Gravel	960	8	Yes	9	8640	Rural	50-199	151	11	5	48	Poor Condition			39	14	0	0	0	0	4	7	Rehabilitation	Partial Base Strengthening + Nominal Ditch/Shoulder Repair	\$319,680.00	\$37.00		
159	Not Evaluated	East Back Line	Melanchon-Opsey Townline	Sideroad 200	Grey Highlands	Gravel	1726	10	Yes	12	20712	Rural	50-199	139	44	5	48	Poor Condition			38	12	0	0	0	0	4	7	Rehabilitation	Partial Base Strengthening + Nominal Ditch/Shoulder Repair	\$766,344.00	\$37.00		
224	Not Evaluated	Irish Lake Road	Lakewood Ln	Artemesia Glenelg Townline	Grey Highlands	Gravel	545	8	Yes	8	4360	Rural	50-199	34	11	5	48	Poor Condition			31	12	0	0	0	0	4	7	Rehabilitation	Partial Base Strengthening + Nominal Ditch/Shoulder Repair	\$0.00	\$37.00		
261	Not Evaluated	Irish Lake Road	Baseline	Lakewood Ln	Grey Highlands	Gravel	1590	8	Yes	9	14310	Rural	50-199	34	13	5	48	Poor Condition			27	12	0	0	0	0	4	7	Rehabilitation	Partial Base Strengthening + Nominal Ditch/Shoulder Repair	\$529,470.00	\$37.00		
314	Not Evaluated	Napoleon St	Redan St	Sutter St	Eugenia	Gravel	243	7	Yes	7	1701	Semi-Urban	0-49	8	18	5	48	Poor Condition			27	7	0	0	0	0	5	4	Rehabilitation	mm) + Nominal Base Strengthening + Nominal Ditch/Shoulder Repair	\$0.00	\$50.00		
892	Not Evaluated	Opsey-The Blue Mountains Townline	East End Line	Opsey-Clearview Townline	Grey Highlands - The Blue Mountains	Gravel	2250	8	Yes	8.25	18550.5	Rural	50-199	52	35	5	48	Poor Condition			32	12	0	0	0	0	4	7	Rehabilitation	Partial Base Strengthening + Nominal Ditch/Shoulder Repair	\$343,416.00	\$37.00		
48	Not Evaluated	West Back Line	Base Line	Grey Highlands	Grey Highlands	Gravel	1038	6.7	No	6.7	6954.6	Rural	50-199	61	7	6	48	Poor Condition			27	10	0	0	0	0	4	6	Rehabilitation	Partial Base Strengthening + Nominal Ditch/Shoulder Repair	\$0.00	\$37.00		
454	Not Evaluated	Road 130	Highway 10	West Back Line	Grey Highlands	Gravel	2079	6.7	No	6.7	13929.3	Rural	50-199	87	53	5	48	Poor Condition			35	9	0	0	0	0	5	4	Rehabilitation	Partial Base Strengthening + Nominal Ditch/Shoulder Repair	\$0.00	\$37.00		
277	Not Evaluated	Road 132	Highway 10	East Back Line	Grey Highlands	Gravel	1842	7	Yes	7.24	11336.1	Rural	0-49	27	60	5	48	Poor Condition			30	12	0	0	0	0	4	7	Rehabilitation	Partial Base Strengthening + Nominal Ditch/Shoulder Repair	\$493,432.00	\$37.00		
140	Not Evaluated	Road 180	West Back Line	0.35 km East of West Back Line	Grey Highlands	Gravel	359	7	Yes	7	2513	Rural	200-499	213	52	4	48	Poor Condition			41	12	0	0	0	0	5	5	Rehabilitation	Partial Base Strengthening + Nominal Ditch/Shoulder Repair	\$0.00	\$37.00		
903	Not Evaluated	Sideroad 16C	Dead End	7th Line	Grey Highlands	Gravel	1065	4	No	4	460	Rural	0-49	25	34	5	48	Poor Condition			30	10	0	0	0	0	4	7	Rehabilitation	Partial Base Strengthening + Nominal Ditch/Shoulder Repair	\$0.00	\$37.00		
907	Not Evaluated	Sideroad 16C	7th Line	Dead End	Grey Highlands	Gravel	1581	6	No	6.5	10276.5	Rural	0-49	47	49	5	48	Poor Condition			32	10	0	0	0	0	4	7	Rehabilitation	Partial Base Strengthening + Nominal Ditch/Shoulder Repair	\$380,249.00	\$37.00		
926	Not Evaluated	Sideroad 19	Grey Rd 7	7th Line	Grey Highlands	Gravel	2705	9	Yes	10	27950	Rural	50-199	148	29	6	48	Poor Condition			39	10	0	0	0	0	4	6	Rehabilitation	Partial Base Strengthening + Nominal Ditch/Shoulder Repair	\$1,000,850.00	\$37.00		
912	Not Evaluated	Sideroad 19	Quiet Valley Rd	Grey Rd 7	Grey Highlands	Gravel	2117	9	Yes	10	21170	Rural	200-499	224	23	5	48	Poor Condition			42	7	0	0	0	0	5	4	Rehabilitation	Partial Base Strengthening + Nominal Ditch/Shoulder Repair	\$783,290.00	\$37.00		
816	Not Evaluated	Sideroad 7A	7th Line	1.08 km east of 7th Line	Grey Highlands	Gravel	1082	8	Yes	10	10820	Rural	50-199	107	22	7	48	Poor Condition			36	12	0	0	0	0	4	5	Rehabilitation	Partial Base Strengthening + Nominal Ditch/Shoulder Repair	\$400,340.00	\$37.00		
458	Evaluated	3rd Concession	Road 55	Road 49	Grey Highlands	Gravel	2054	9	Yes	11	22594	Rural	50-199	97	22	5	50	Poor Condition			34	15	0	0	0	0	4	8	Rehabilitation	Partial base strengthening + nominal shoulder/ditch repair	\$881,166.00	\$39.00		
110	Evaluated	Durham Road A	Artemesia St	Prince St	Grey Highlands	Gravel	179	6	Yes	6	1074	Semi-Urban	50-199	125	N/A	7	50	Poor Condition			36	7	0	0	0	0	4	6	Rehabilitation	20mm) + Nominal base strengthening + nominal shoulder/ditch repair	\$53,700.00	\$50.00		
38	Evaluated	Margaret St	Victoria St	Levittia St	Fleisherton	High Class Bituminous	244	6.7	Yes	7.7	1634.8	Semi-Urban	0-49	6	8	7	50	Poor Condition			6	12	26	15	3	4	8	0	0	Resurface	HMA Overlay (40mm) + Patching + Nominal Shoulder Repair	\$49,940.00	\$30.00	
54	Evaluated	Margaret St	Victoria St	Levittia St	Fleisherton	High Class Bituminous	244	6.7	Yes	7.7	1634.8	Semi-Urban	0-49	6	8	7	50	Poor Condition			5	13	26	15	3	4	8	0	0	Resurface	HMA Overlay (40mm) + Patching + Nominal Shoulder Repair	\$49,940.00	\$30.00	
798	Not Evaluated	Artemesia-Euphrasia Townline	Sideroad 35	3rd Line A	Grey Highlands	Gravel	791	5	No	5	3955	Rural	0-49	25	N/A	5	50	Poor Condition			28	10	0	0	0	0	0	5	5	Rehabilitation	Partial Base Strengthening + Nominal Ditch/Shoulder Repair	\$0.00	\$37.00	
81	Not Evaluated	Artemesia-Southgate Townline	West Back Line	Boar Farm Rd	Grey Highlands - Southgate	Gravel	1038	7	Yes	7.24	7515.12	Rural	0-49	25	N/A	5	50	Poor Condition			28	12	0	0	0	0	5	5	Rehabilitation	Partial Base Strengthening + Nominal Ditch/Shoulder Repair	\$139,028.00	\$37.00		
141	Not Evaluated	East Back Line	Melanchon-Artemesia Townline	Melanchon-Opsey Townline	Grey Highlands	Gravel	289	6.7	No	6.7	1988.3	Rural	50-199	114	20	6	50	Poor Condition			35	12	0	0	0	0	4	7	Rehabilitation	Partial Base Strengthening + Nominal Ditch/Shoulder Repair	\$0.00	\$37.00		
141	Not Evaluated	East Back Line	Melanchon-Artemesia Townline	Melanchon-Opsey Townline	Grey Highlands	Gravel	289	6.7	No	6.7	1988.3	Rural	50-199	114	20	6	50	Poor Condition			35	12	0	0	0	0	4	7	Rehabilitation	Partial Base Strengthening + Nominal Ditch/Shoulder Repair	\$0.00	\$37.00		
354	Not Evaluated	Redan St	Carobert St	Grey Road 13	Eugenia	Gravel	130	7	Yes	7	910	Semi-Urban	0-49	2	0	5	50	Poor Condition			25	12	0	0	0	0	4	8	Rehabilitation	mm) + Nominal Base Strengthening + Nominal Ditch/Shoulder Repair	\$0.00	\$50.00		
410	Not Evaluated	Road 120	Johnston's Sideroad	Sideroad 15	Grey Highlands	Gravel	346	10	Yes	11	3806	Rural	50-199	125	N/A	4	50	Poor Condition			35	15	0	0	0	0	4	9	Rehabilitation	Partial Base Strengthening + Nominal Ditch/Shoulder Repair	\$140,822.00	\$37.00		
448	Not Evaluated	South Line B	Road 41A	East Back Line	Grey Highlands	Gravel	2098	8	Yes	9	18882	Rural	0-49	37	28	5	50	Poor Condition			30	10	0	0	0	0	5	5	Rehabilitation	Partial Base Strengthening + Nominal Ditch/Shoulder Repair	\$698,634.00	\$37.00		
166	Not Evaluated	Grey Road 14	Grey Road 14	Grey Road 14	Grey Highlands	Gravel	2043	8	Yes	9	18882	Rural	50-199	125	N/A	5	50	Poor Condition			30	10	0	0	0	0	5	5	Rehabilitation	Partial Base Strengthening + Nominal Ditch/Shoulder Repair	\$680,139.00	\$37.00		
425	Not Evaluated	You'll St	Grey Road 31	West End	Singhampton	Gravel	117	8	Yes	9	1053	Semi-Urban	0-49	7	27	4	50	Poor Condition			26	15	0	0	0	0	4	9	Rehabilitation	mm) + Nominal Base Strengthening + Nominal Ditch/Shoulder Repair	\$26,325.00	\$50.00		
175	Evaluated	2nd Concession	Grey Road 4	Grey Road 4	Grey Highlands	Low Class Bituminous	822	6.7	No	8.7	5402.4	Rural	200-499	363	40	5	52	Poor Condition			11	10	43	9	6	5	3	7	0	0	Resurface	HMA Overlay (40mm) + Patching + Nominal Shoulder Repair	\$165,222.00	\$30.00
717	Evaluated	Blue Jay Cres	Grey Road 4	Grey Road 4	Grey Highlands	Low Class Bituminous	128	6.7	Yes	7.2	8428.6	Semi-Urban	50-199	125	N/A	5	52	Poor Condition			9	12	34	15	5	4	4	8	0	0	Resurface	HMA Overlay (40mm) + Patching + Nominal Shoulder Repair	\$252,828.00	\$30.00
414	Evaluated	Blue Jay Cres	Grey Road 4	Grey Road 4	Grey Highlands	Low Class Bituminous	128	6.7	Yes	7.2	8428.6	Semi-Urban	50-199	125	N/A	5	52	Poor Condition			9	12	34	15	4	5	4	8	0	0	Resurface	HMA Overlay (40mm) + Patching + Nominal Shoulder Repair	\$272,362.00	\$30.00
420	Evaluated	Brewster Lake Court	Brewster Lake Court	Young Dr	Grey Highlands	High Class Bituminous	708	6.7	Yes	7.7	4743.6	Semi-Urban	0-49	6	12	5	52	Poor Condition			8	13	25	15	3	5	6	7	0	0	Resurface	HMA Overlay (40mm) + Patching + Nominal Shoulder Repair	\$142,308.00	\$30.00
598	Evaluated	Cambral Rd	Main St E	Bradley St	Markdale	High Class Bituminous	161	7.1	Yes	7.1	1143.1	Semi-Urban	50-199	125	N/A	7	52	Poor Condition			5	14	34	15	2	3	6	8	0	0	Rehabilitation	Pulverize + Gravelular A + 1 HMA (50mm)	\$34,293.00	\$30.00
139	Evaluated	Grey Road 13	Eugenia St	Grey Road 13	Grey Highlands	Low Class Bituminous	170	6.7	Yes	8.7	1139	Semi-Urban	0-49	6	5	6	52	Poor Condition			9	11	25	15	4	5	6	8	0	0	Resurface	HMA Overlay (40mm) + Patching + Nominal Shoulder Repair	\$54,170.00	\$30.00
715	Evaluated	Grey Road 13	Blue Jay Cr	Blue Jay Cr	Grey Highlands	Low Class Bituminous	106	6.7	Yes	7.2	710.2	Semi-Urban	50-199	125	N/A	5	52	Poor Condition			9	12	34	15	4	5	4	8	0	0	Resurface	HMA Overlay (40mm) + Patching + Nominal Shoulder Repair	\$21,306.00	\$30.00
716	Evaluated	Grey Road 13	Blue Jay Cr	Blue Jay Cr	Grey Highlands	Low Class Bituminous	210	6.7	Yes	7.2	1407	Semi-Urban	50-199	125	N/A	5	52	Poor Condition			9	12	34	15	5	4	4	8	0	0	Resurface	HMA Overlay (40mm) + Patching + Nominal Shoulder Repair	\$42,710.00	\$30.00
230	Evaluated	Harold Best Parkway	Durham St	West End	Fleisherton	High Class Bituminous	530	6.7	Yes	8.7	3551	Semi-Urban	0-49	4	6	6	52	Poor Condition			8	12	25	15	4	4	4	8	0	0	Resurface	HMA Overlay (40mm) + Patching + Nominal Shoulder Repair	\$106,530.00	\$30.00
43	Evaluated	Victoria St	Artemesia St	Levittia St	Fleisherton	High Class Bituminous	107	6.7	Yes	7.7	1407	Semi-Urban	0-49	37	28	5	52	Poor Condition			8	13	25	15	4	4	4	8	0	0	Resurface	HMA Overlay (40mm) + Patching + Nominal Shoulder Repair	\$1,637.00	\$30.00
365	Evaluated	Pellissier St	Grey Road 13	Purdy Street	Eugenia	Gravel	81	6.7	Yes	8.7	542.7	Semi-Urban	0-49	47	13	5	52	Poor Condition			8	13	29	12	4	4	6	7	0	0	Resurface	HMA Overlay (40mm) + Patching + Nominal Shoulder Repair	\$16,281.00	\$30.00
6	Evaluated	Road 160	East Back Line	4th Concession B	Grey Highlands	Low Class Bituminous	486	6.7	No	8.7	3256.2	Rural	200-499	270	46	7	52	Poor Condition			4	15	40	15	2	2	7	8	0	0	Rehabilitation	Pulverize + Gravelular A + 1 HMA (50mm)	\$97,686.00	\$30.00
53	Evaluated	Road 160	East Back Line	North End Cul-de-Sac	Grey Highlands	Low Class Bituminous	486	6.7	No	7.2	3802.2	Rural	0-49	19	12	7	52	Poor Condition			5	14	27	14	3	2	7	7	0	0	Rehabilitation	Pulverize + Gravelular A + 1 HMA (50mm)	\$174,066.00	\$30.00
186	Not Evaluated	4th Concession A	4th Concession A	4th Concession A	Grey Highlands	Low Class Bituminous	486	6.7	No	7.2	3802.2	Rural	0-49	19	12	7	52	Poor Condition			5	14	27	14	3	2	7	7	0	0	Rehabilitation	Pulverize + Gravelular A + 1 HMA (50mm)	\$174,066.00	\$30.00
380	Not Evaluated	30 Sideroad	8th Concession A	Lakeshore Drive	Grey Highlands	Gravel	838	7.5	Yes	7.74	6486.12	Rural	50-199	125	N/A	5	52	Poor Condition			34	12	0	0	0	0	0	5	6	Routine Maintenance	Total Base Replacement + Nominal Shoulder / Ditch Repair	\$3,567.00	\$0.55	
262	Not Evaluated	Road 130	Baseline	Irish Lake Road	Grey Highlands	Gravel	271	9.1	Yes	9.4	2466.1	Rural	0-49	3	N/A	7	52	Poor Condition			25	14	0	0	0	0	0	4	7	Routine Maintenance	Total Base Replacement + Nominal Shoulder / Ditch Repair	\$0.00	\$0.55	
595	Not Evaluated	Blue Mountain Maples Rd																																

Appendix C - Road Improvement Needs for All Roads (Sorted by OCR)

Municipal ID	Evaluation Status	Road Name	Name From	Name To	Community	Surface Material	Road Length (m)	Road Width (m)	Adequate Road Width	Platform Width (m)	Surface Area (m ²)	Roadside Environment	AADT Range	AADT	Truck Traffic Percent	Ride Comfort Rating (RCR)	Overall Condition Rating (OCR)	OCR Class	Pavement Condition Rating (PCR)	Road Base Condition Rating (RBCR)	Priority Rating (PR)	Drainage Deficiency Rating (1-15)	Single / Random Cracking	Distortion / Raveling / Surface Wear	Alligator Cracking (Incl. Potting)	Wheel Track Rutting	Potholing / Breakup	Drainage / Ditching	Proposed Lifecycle Improvement	Proposed Improvement Type	Improvement Cost	Base Cost (m ²)	
809	Not Evaluated	Road 45	Osprey-The Blue Mountains Townline	12th Concession B	Grey Highlands	Gravel	2164	7	Yes	7.5	16230	Rural	0-49	1	10	6	60	Fair Condition	20	12	0	0	0	0	0	6	6	Routine Maintenance	Total Base Replacement + Nominal Shoulder / Ditch Repair	\$8,927.00	\$0.55		
487	Not Evaluated	Road 35	Grey Road 31	10th Concession	Grey Highlands	Gravel	2054	7	Yes	7.5	15405	Rural	0-49	4	16	6	60	Fair Condition	21	12	0	0	0	0	0	6	6	Routine Maintenance	Total Base Replacement + Nominal Shoulder / Ditch Repair	\$8,473.00	\$0.55		
883	Not Evaluated	Sideroad 13A	Grey Road 12	8th Line	Grey Highlands	Gravel	2725	8	Yes	9	24525	Rural	0-49	36	10	5	60	Fair Condition	24	10	0	0	0	0	0	6	7	Routine Maintenance	Total Base Replacement + Nominal Shoulder / Ditch Repair	\$13,489.00	\$0.55		
493	Not Evaluated	Sideroad 13A	7th Line	East End Cul-de-Sac	Grey Highlands	Gravel	1394	7	Yes	7.5	10455	Rural	0-49	29	26	7	60	Fair Condition	23	14	0	0	0	0	0	5	8	Routine Maintenance	Total Base Replacement + Nominal Shoulder / Ditch Repair	\$5,750.00	\$0.55		
874	Not Evaluated	Sideroad 7C	The Blue Mountains-Euphrasia Townline	West End	Grey Highlands	Gravel	881	7	Yes	8	7048	Rural	0-49	25	N/A	6	60	Fair Condition	23	15	0	0	0	0	0	6	6	Routine Maintenance	Total Base Replacement + Nominal Shoulder / Ditch Repair	\$1,938.00	\$0.55		
103	Not Evaluated	Southerline A	Wilcox Lake Rd	1.3 km east of Wilcox Lake Rd	Grey Highlands	Gravel	1300	7	Yes	7	9100	Rural	0-49	25	N/A	6	60	Fair Condition	23	7	0	0	0	0	0	7	3	Routine Maintenance	Total Base Replacement + Nominal Shoulder / Ditch Repair	\$0.00	\$0.55		
549	Not Evaluated	Zouave St	Grey Road 13	Intermaran St	Eugenia	Gravel	157	8	Yes	8	1576	Semi-Urban	0-49	4	8	6	60	Fair Condition	21	12	0	0	0	0	0	6	6	Routine Maintenance	Maintenance Gravel + Calcium Chloride	\$0.00	\$0.55		
462	Evaluated	East Back Line	Lower Valley Rd	Grey Road 32	Grey Highlands	Gravel	1019	9	Yes	9	9171	Rural	200-499	421	31	5	62	Fair Condition	35	7	0	0	0	0	0	6	8	Routine Maintenance	Maintenance Gravel + Calcium Chloride	\$5,045.05	\$0.55		
898	Evaluated	Euphrasia-Holland Townline	Sideroad 19	Sideroad 16A	Grey Highlands - Chatsworth	High Class Bituminous	1860	6.7	No	6.7	12462	Rural	200-499	464	17	4	62	Fair Condition	11	16	36	15	3	8	7	9	0	0	Preventive Maintenance	Shurry Seal	\$49,848.00	\$4.00	
232	Evaluated	Hill St	Spring St	Campbell St	Fleisherton	High Class Bituminous	178	9	Yes	9	1602	Urban	50-199	88	7	7	62	Fair Condition	10	14	26	7	4	6	7	7	0	0	Resurfacing	Mill + 1 HMA (50mm)	\$35,244.00	\$12.00	
113	Not Evaluated	3rd Concession	35 Sideroad	East Back Line	Grey Highlands	Gravel	1322	10	Yes	10	13220	Rural	50-199	59	15	6	62	Fair Condition	24	12	0	0	0	0	0	6	7	Routine Maintenance	Total Base Replacement + Nominal Shoulder / Ditch Repair	\$0.00	\$0.55		
307	Not Evaluated	4th Concession B	Road 55	Road 57B	Grey Highlands	Gravel	2061	9	Yes	11	22671	Rural	0-49	25	30	6	62	Fair Condition	27	12	0	0	0	0	0	6	7	Routine Maintenance	Total Base Replacement + Nominal Shoulder / Ditch Repair	\$12,449.00	\$0.55		
137	Not Evaluated	Durham Rd B	Grey Road 4	Grey Road 4	Grey Highlands	Gravel	2326	7.5	Yes	8	18608	Rural	50-199	51	26	6	62	Fair Condition	23	12	0	0	0	0	0	6	7	Routine Maintenance	Total Base Replacement + Nominal Shoulder / Ditch Repair	\$10,234.00	\$0.55		
306	Not Evaluated	East St	8th Concession	St Arnaud St	Eugenia	Gravel	1903	9	Yes	9.24	2956.8	Rural	0-49	1	11	6	62	Fair Condition	19	12	0	0	0	0	0	6	7	Routine Maintenance	Total Base Replacement + Nominal Shoulder / Ditch Repair	\$16,626.00	\$0.55		
1012	Not Evaluated	Old Mail Road	Grey Road 40	Euphrasia-St Vincent Townline	Grey Highlands - The Blue Mountains	Gravel	1303	7	Yes	7	13321	Rural	50-199	114	26	4	62	Fair Condition	27	7	0	0	0	0	0	7	6	Routine Maintenance	Total Base Replacement + Nominal Shoulder / Ditch Repair	\$0.00	\$0.55		
430	Not Evaluated	Osprey-The Blue Mountains Townline	0.47 km east of Osprey-Clearview Townline	Osprey-Clearview Townline	Grey Highlands - The Blue Mountains	Gravel	478	8	Yes	9	4302	Rural	0-49	17	13	6	62	Fair Condition	21	12	0	0	0	0	0	6	7	Routine Maintenance	Total Base Replacement + Nominal Shoulder / Ditch Repair	\$1,183.00	\$0.55		
558	Not Evaluated	Park St	Road 51	West End	Eugenia	Gravel	205	6	Yes	6	1230	Semi-Urban	0-49	7	9	6	62	Fair Condition	20	10	0	0	0	0	0	6	7	Routine Maintenance	Maintenance Gravel + Calcium Chloride	\$0.00	\$0.55		
226	Not Evaluated	Road 170	Sideroad 30	East Back Line	Grey Highlands	Gravel	1035	10	Yes	10.5	10867.5	Rural	0-49	37	29	6	62	Fair Condition	23	12	0	0	0	0	0	6	7	Routine Maintenance	Total Base Replacement + Nominal Shoulder / Ditch Repair	\$5,977.00	\$0.55		
499	Not Evaluated	Road 49	4th Concession B	Grey Road 4	Grey Highlands	Gravel	2045	8	Yes	10	20450	Rural	50-199	130	23	6	62	Fair Condition	27	10	0	0	0	0	0	6	7	Routine Maintenance	Total Base Replacement + Nominal Shoulder / Ditch Repair	\$11,248.00	\$0.55		
773	Not Evaluated	Road 55	8th Concession B	10th Concession	Grey Highlands	Gravel	2045	5	No	5.5	11247.5	Rural	50-199	125	N/A	6	62	Fair Condition	27	12	0	0	0	0	0	6	7	Routine Maintenance	Total Base Replacement + Nominal Shoulder / Ditch Repair	\$6,186.00	\$0.55		
308	Not Evaluated	Road 57B	3rd Concession	4th Concession B	Grey Highlands	Gravel	2046	8	Yes	8.25	16879.5	Rural	0-49	34	10	6	62	Fair Condition	22	10	0	0	0	0	0	6	7	Routine Maintenance	Total Base Replacement + Nominal Shoulder / Ditch Repair	\$9,284.00	\$0.55		
868	Not Evaluated	Sideroad 10B	7th Line	East End	Grey Highlands	Gravel	1180	7	Yes	7.5	8850	Rural	0-49	28	23	7	62	Fair Condition	22	12	0	0	0	0	0	6	6	Routine Maintenance	Total Base Replacement + Nominal Shoulder / Ditch Repair	\$4,868.00	\$0.55		
875	Not Evaluated	The Blue Mountains-Euphrasia Townline	Sideroad 7C	6th Sideroad	Grey Highlands - The Blue Mountains	Gravel	1857	7	Yes	7.5	13922.5	Rural	0-49	25	N/A	6	62	Fair Condition	22	15	0	0	0	0	0	6	7	Routine Maintenance	Total Base Replacement + Nominal Shoulder / Ditch Repair	\$5,830.00	\$0.55		
540	Not Evaluated	Zouave St	Sideroad 7C	Grey Rd 13	Intermaran St	Eugenia	Gravel	157	8	Yes	8	1584	Semi-Urban	0-49	25	N/A	6	62	Fair Condition	22	12	0	0	0	0	0	6	7	Routine Maintenance	Maintenance Gravel + Calcium Chloride	\$0.00	\$0.55	
36	Evaluated	Cynthia St	Levitts St	Albert St	Fleisherton	High Class Bituminous	113	6.7	Yes	7.7	757.1	Semi-Urban	50-199	125	N/A	7	64	Fair Condition	8	17	26	15	3	5	9	8	0	0	Resurfacing	HMA Overlay (40mm) + Patching + Nominal Shoulder Repair	\$22,713.00	\$30.00	
931	Evaluated	Euphrasia-Holland Townline	Sideroad 22 A	Sideroad 25	Grey Highlands - Chatsworth	High Class Bituminous	1855	6.7	No	7.7	12428.5	Rural	500-999	548	10	5	64	Fair Condition	14	13	35	15	6	8	0	0	0	0	Resurfacing	1 HMA Overlay (40mm) + Patching + Nominal Shoulder Repair	\$372,855.00	\$30.00	
691	Evaluated	Lakeview Rd	North End	Highpoint Cr	Grey Highlands	High Class Bituminous	725	6.7	Yes	7.7	4924.5	Semi-Urban	0-49	14	13	7	64	Fair Condition	9	16	20	10	4	5	7	9	0	0	Resurfacing	HMA Overlay (40mm) + Patching + Nominal Shoulder Repair	\$347,725.00	\$30.00	
579	Not Evaluated	Toronto St N	25 Sideroad	The Blue Mountains-Euphrasia Townline	West End	Grey Highlands	High Class Bituminous	157	10.1	Yes	10.1	1585.7	Urban	5000-9999	5000	N/A	7	64	Fair Condition	10	15	61	15	5	5	6	9	0	0	Resurfacing	Mill + 1 HMA (50mm)	\$34,885.40	\$12.00
989	Not Evaluated	25 Sideroad	The Blue Mountains-Euphrasia Townline	West End	Grey Highlands	Gravel	759	7	Yes	9	6831	Rural	0-49	25	N/A	7	64	Fair Condition	9	20	12	0	0	0	0	6	7	Routine Maintenance	Total Base Replacement + Nominal Shoulder / Ditch Repair	\$3,757.00	\$0.55		
445	Not Evaluated	2nd Concession	Grey Road 4	10 Sideroad	Grey Highlands	Gravel	2038	8	Yes	8.5	17323	Rural	50-199	167	26	6	64	Fair Condition	27	12	0	0	0	0	0	6	8	Routine Maintenance	Total Base Replacement + Nominal Shoulder / Ditch Repair	\$9,528.00	\$0.55		
74	Not Evaluated	Collyie D's Sideroad	Southline A	0.2 km south of Southline A	Grey Highlands	Gravel	132	4	No	5	993	Rural	0-49	4	6	6	64	Fair Condition	19	7	0	0	0	0	0	6	8	2	Routine Maintenance	Total Base Replacement + Nominal Shoulder / Ditch Repair	\$52.08	\$0.55	
342	Not Evaluated	Kilburn St	Raganan St	Kilburn St	Eugenia	Gravel	186	8	Yes	8	3224	Semi-Urban	0-49	3	4	6	64	Fair Condition	18	10	0	0	0	0	0	7	5	Routine Maintenance	Maintenance Gravel + Calcium Chloride	\$0.00	\$0.55		
535	Not Evaluated	Redan St	Zouave St	Sample Lane	Eugenia	Gravel	76	8	Yes	8	608	Semi-Urban	0-																				

Appendix C - Road Improvement Needs for All Roads (Sorted by OCR)

Municipal ID	Evaluation Status	Road Name	Name From	Name To	Community	Surface Material	Road Length (m)	Road Width (m)	Adequate Road Width	Platform Width (m)	Surface Area (m ²)	Roadside Environment	AADT Range	AADT	Truck Traffic Percent	Ride Comfort Rating (RCR)	Overall Condition Rating (OCR)	OCR Class	Pavement Condition Rating (PCR)	Road Base Condition Rating (RBCR)	Priority Rating (PR)	Drainage Deficiency Rating (1-15)	Single / Random Cracking	Distortion / Raveling / Surface Wear	Alligator Cracking (Incl. Potting)	Wheel Track Rutting	Potholing / Breakup	Drainage / Ditching	Proposed Lifecycle Improvement	Proposed Improvement Type	Improvement Cost	Base Cost (m ³)
357	Not Evaluated	4th Concession B	Road 578	0.2 km west of Road 63	Grey Highlands	Gravel	1858	9	Yes	11	20438	Rural	200-499	318	48	7	72	Satisfactory Condition	24	14	0	0	0	0	7	8	Routine Maintenance	Total Base Replacement + Nominal Shoulder / Ditch Repair	\$11,241.00	\$0.55		
108	Not Evaluated	Durham Road A	Queen St	Prince St	Priceville	Semi-Urban	204	6	Yes	6	1224	Semi-Urban	50-199	54	6	8	72	Satisfactory Condition	12	17	9	0	0	0	8	4	Routine Maintenance	Maintenance Gravel + Calcium Chloride	\$0.00	\$0.55		
115	Not Evaluated	Elgin St	Queen St	Prince St	Priceville	Gravel	204	6	Yes	6	1224	Semi-Urban	50-199	125	N/A	7	72	Satisfactory Condition	20	12	0	0	0	0	8	5	Routine Maintenance	Maintenance Gravel + Calcium Chloride	\$0.00	\$0.55		
129	Not Evaluated	Saugen St	James St	Priceville	Priceville	Gravel	130	7	Yes	7	840	Semi-Urban	200-499	3	67	8	72	Satisfactory Condition	10	14	9	0	0	0	8	4	Routine Maintenance	Maintenance Gravel + Calcium Chloride	\$0.00	\$0.55		
57	Not Evaluated	West Back Line	Highway 10	Highway 10	Grey Highlands	Gravel	2247	6.7	No	7.2	16178.4	Rural	200-499	280	50	6	72	Satisfactory Condition	20	24	10	0	0	0	8	6	Routine Maintenance	Total Base Replacement + Nominal Shoulder / Ditch Repair	\$8,898.00	\$0.55		
779	Not Evaluated	Road 418	12th Concession B	10th Concession B	Grey Highlands	Gravel	2061	8	Yes	9	18549	Rural	0-49	3	6	7	72	Satisfactory Condition	14	13	0	0	0	0	7	8	Routine Maintenance	Total Base Replacement + Nominal Shoulder / Ditch Repair	\$10,202.00	\$0.55		
282	Not Evaluated	Road 49	3rd Concession B	4th Concession B	Grey Highlands	Gravel	2059	9	Yes	11	22649	Rural	50-199	93	24	7	72	Satisfactory Condition	19	12	0	0	0	0	7	8	Routine Maintenance	Total Base Replacement + Nominal Shoulder / Ditch Repair	\$12,457.00	\$0.55		
942	Not Evaluated	Sideroad 25	11th Line	Grey Highlands	Grey Highlands	Gravel	2850	8	Yes	9	2650	Rural	200-499	228	35	7	72	Satisfactory Condition	23	15	0	0	0	0	7	8	Routine Maintenance	Total Base Replacement + Nominal Shoulder / Ditch Repair	\$14,108.00	\$0.55		
496	Not Evaluated	The Blue Mountains-Euphrasia Townline	9th Sideroad	Sideroad 7C	Grey Highlands - The Blue Mountains	Gravel	1842	8	Yes	8.5	15657	Rural	50-199	125	N/A	6	72	Satisfactory Condition	20	15	0	0	0	0	7	9	Routine Maintenance	Total Base Replacement + Nominal Shoulder / Ditch Repair	\$4,306.00	\$0.55		
269	Evaluated	3rd Concession	Road 49	Grey Highlands	Grey Highlands	Gravel	2038	8	Yes	10	20380	Rural	200-499	292	57	7	74	Satisfactory Condition	22	10	0	0	0	0	7	9	Routine Maintenance	Maintenance Gravel + Calcium Chloride	\$11,209.00	\$0.55		
360	Evaluated	Carrobert St	Kinburn St	South Shore Rd	Eugenia	Gravel	149	6	Yes	6	894	Semi-Urban	0-49	8	6	7	74	Satisfactory Condition	14	12	0	0	0	0	7	9	Routine Maintenance	Maintenance Gravel + Calcium Chloride	\$497.70	\$0.55		
97	Evaluated	Queen St	Grey Road 4	Lower Valley Rd	Grey Highlands	Gravel	910	9	Yes	9	8190	Rural	50-199	186	16	8	74	Satisfactory Condition	20	7	0	0	0	0	7	8	Routine Maintenance	Maintenance Gravel + Calcium Chloride	\$4,954.50	\$0.55		
387	Evaluated	Pellissier St	Inkerman St	East End Cul-de-Sac	Eugenia	High Class Bituminous	332	7	Yes	8.7	2224.4	Semi-Urban	50-199	125	N/A	7	74	Satisfactory Condition	13	17	19	6	5	8	9	8	0	Preventive Maintenance	Shurry Seal	\$8,897.60	\$4.00	
109	Evaluated	Prince St	Durham Rd A	Kincardine Rd	Priceville	High Class Bituminous	121	10	Yes	11	1210	Semi-Urban	50-199	130	9	8	74	Satisfactory Condition	12	17	19	12	6	6	9	8	0	Preventive Maintenance	Shurry Seal	\$4,840.00	\$4.00	
116	Evaluated	Prince St	Elgin St	Durham Rd A	Priceville	High Class Bituminous	122	10	Yes	11	1220	Semi-Urban	50-199	125	N/A	8	74	Satisfactory Condition	12	17	19	12	6	6	9	8	0	Preventive Maintenance	Shurry Seal	\$4,880.00	\$4.00	
97	Evaluated	Queen St	Grey Road 4	Kinross St	Priceville	High Class Bituminous	88	6.7	Yes	6.7	589.5	Semi-Urban	0-49	2	0	8	74	Satisfactory Condition	12	17	13	15	6	6	9	8	0	Preventive Maintenance	Shurry Seal	\$2,358.40	\$4.00	
18	Evaluated	Road 190	Highway 10	East Back Line	Grey Highlands	High Class Bituminous	2580	6.7	No	8.7	17286	Rural	500-999	581	20	8	74	Satisfactory Condition	13	16	26	15	6	7	8	8	0	Preventive Maintenance	Micro-Surfacing	\$138,288.00	\$8.00	
453	Evaluated	West Back Line	Road 160	Road 160	Grey Highlands	Gravel	2046	10	Yes	11	22506	Rural	200-499	270	12	8	74	Satisfactory Condition	10	22	14	0	0	0	7	8	Routine Maintenance	Maintenance Gravel + Calcium Chloride	\$12,378.30	\$0.55		
189	Evaluated	West Back Line	Road 160	Grey Road 4	Grey Highlands	Gravel	2075	10	Yes	10	20750	Rural	200-499	282	30	8	74	Satisfactory Condition	11	28	22	8	0	0	0	7	8	Routine Maintenance	Maintenance Gravel + Calcium Chloride	\$11,412.50	\$0.55	
212	Not Evaluated	West Back Line	Old Highway 4	Grey Highlands	Grey Highlands	High Class Bituminous	1748	6.7	No	6.7	11713.6	Rural	500-999	779	9	8	74	Satisfactory Condition	11	18	28	15	5	6	9	9	0	Preventive Maintenance	Micro-Surfacing	\$93,692.80	\$8.00	
102	Evaluated	Artemesia St	Kinross St	Priceville	Priceville	High Class Bituminous	42	6.7	Yes	7.7	281.4	Semi-Urban	0-49	46	4	7	74	Satisfactory Condition	15	15	5	15	7	8	6	9	0	Preventive Maintenance	Shurry Seal	\$1,124.00	\$4.00	
162	Not Evaluated	2nd Concession	10 Sideroad	Artemesia Glenelg Townline	Grey Highlands	Gravel	2021	8	Yes	8	16168	Rural	50-199	128	33	7	74	Satisfactory Condition	19	14	0	0	0	0	7	9	Routine Maintenance	Total Base Replacement + Nominal Shoulder / Ditch Repair	\$0.00	\$0.55		
286	Not Evaluated	Evans St	Purdy St	Pellissier St	Eugenia	Gravel	63	7	Yes	7	441	Semi-Urban	0-49	18	2	7	74	Satisfactory Condition	14	15	0	0	0	0	7	9	Routine Maintenance	Maintenance Gravel + Calcium Chloride	\$0.00	\$0.55		
876	Not Evaluated	Osprey Heights	Northway Rd	Northway Rd	Grey Highlands	Gravel	18	7	Yes	7	7979	Rural	0-49	19	8	6	74	Satisfactory Condition	19	14	0	0	0	0	7	9	Routine Maintenance	Total Base Replacement + Nominal Shoulder / Ditch Repair	\$4,148.00	\$0.55		
879	Not Evaluated	Osprey Heights	Northway Rd	East End	Grey Highlands	Gravel	379	9	Yes	11	4169	Rural	0-49	19	8	6	74	Satisfactory Condition	14	15	0	0	0	0	7	10	Routine Maintenance	Total Base Replacement + Nominal Shoulder / Ditch Repair	\$2,293.00	\$0.55		
840	Not Evaluated	Osprey-The Blue Mountains Townline	Road 55	Grey Road 2	Grey Highlands - The Blue Mountains	Gravel	2240	9	Yes	10	22400	Rural	50-199	125	N/A	7	74	Satisfactory Condition	19	14	0	0	0	0	7	9	Routine Maintenance	Total Base Replacement + Nominal Shoulder / Ditch Repair	\$6,160.00	\$0.55		
484	Not Evaluated	Road 41A	3rd Concession	Grey Highlands	Grey Highlands	Gravel	20580	9	Yes	10	20580	Rural	0-49	6	30	7	74	Satisfactory Condition	14	14	0	0	0	0	7	9	Routine Maintenance	Total Base Replacement + Nominal Shoulder / Ditch Repair	\$11,219.00	\$0.55		
371	Not Evaluated	Road 41A	Grey Road 4	1.0 km north of Grey Road 4	Grey Highlands	Gravel	11217	11	Yes	10	200-499	Rural	200-499	389	78	7	74	Satisfactory Condition	14	12	0	0	0	0	7	9	Routine Maintenance	Total Base Replacement + Nominal Shoulder / Ditch Repair	\$6,133.00	\$0.55		
895	Not Evaluated	Sideroad 16B	Grey Road 12	Grey Highlands	Grey Highlands	Gravel	2715	7	Yes	9	24435	Rural	50-199	60	18	8	74	Satisfactory Condition	16	10	0	0	0	0	8	5	Routine Maintenance	Total Base Replacement + Nominal Shoulder / Ditch Repair	\$13,439.00	\$0.55		
966	Not Evaluated	Sideroad 25	7th Line	Grey Road 7	Grey Highlands	Gravel	2732	9	Yes	11	30052	Rural	0-49	32	15	7	74	Satisfactory Condition	15	15	0	0	0	0	7	9	Routine Maintenance	Total Base Replacement + Nominal Shoulder / Ditch Repair	\$16,529.00	\$0.55		
629	Not Evaluated	Wiles Lane	Sideroad 25	West End	Grey Highlands	Gravel	438	7.5	Yes	8	3504	Rural	50-199	125	N/A	7	74	Satisfactory Condition	19	14	0	0	0	0	7	9	Routine Maintenance	Maintenance Gravel + Calcium Chloride	\$3,527.00	\$0.55		
45	Evaluated	3rd Concession	Road 41A	Grey Highlands	Grey Highlands	Gravel	4090	17	Yes	10	40900	Rural	50-199	125	N/A	7	74	Satisfactory Condition	17	10	0	0	0	0	7	9	Routine Maintenance	Maintenance Gravel + Calcium Chloride	\$22,200.00	\$0.55		
610	Evaluated	8th Concession A	Osprey-Artemesia Townline	Road 41B	Grey Highlands	High Class Bituminous	4038	7	Yes	9	14266	Rural	200-499	435	11	9	76	Satisfactory Condition	12	17	22	15	5	7	9	8	0	Preventive Maintenance	Shurry Seal	\$57,064.00	\$4.00	
751	Evaluated	Bowles Bluff Rd	Grey Road 30	Grey Highlands	Low Class Bituminous	1313	6.7	Yes	7.7	8797.1	Semi-Urban	200-499	349	25	7	76	Satisfactory Condition	13	18	21	15	6	7	9	9	0	Preventive Maintenance	Shurry Seal	\$53,188.40	\$4.00		
872	Evaluated	Osprey-Charworth Townline	Grey Road 31	Grey Highlands	Grey Highlands	Gravel	912	6.7	Yes	6.7	5512.4	Rural	50-199	90	9	8	76	Satisfactory Condition	13	17	16	14	6	7	8	9	0	Preventive Maintenance	Shurry Seal	\$26,049.40	\$4.00	
506	Evaluated	Victoria Ave	Markdale	Markdale	High Class Bituminous	55	6.7	Yes	6.7	635.5	Urban	200-499	300	N/A	7	76	Satisfactory Condition	15	16	21	15	7	8	6	10	0	Preventive Maintenance	Micro-Surfacing	\$5,092.00	\$8.00		
34	Evaluated	Victoria St	Collingwood St	Ellen St	Fleisherton	High Class Bituminous	99	6.7	Yes	8.7	663.3	Semi-Urban	50-199	111	3	8	76	Satisfactory Condition	13	17	17	15	6	7	9	8	0	Preventive Maintenance	Shurry Seal	\$2,653.20	\$4.00	
157	Evaluated	West Back Line	Road 170	1060m South of Road 170 (Bridge)	Grey Highlands	Gravel	1067	10	Yes	10	10670	Rural	200-499	383	24	8	76	Satisfactory Condition	22	6	0	0	0	0	7	9	Routine Maintenance	Maintenance Gravel + Calcium Chloride	\$5,868.50	\$0.55		
949	Not Evaluated	Sideroad 123 A	Sideroad 123 A	Sideroad 123 A	Grey Highlands	Gravel	1869	8	Yes	9	17869	Rural	50-199	125	N/A	6	76	Satisfactory Condition	19	16	0	0	0	0	7	9	Routine Maintenance	Total Base Replacement + Nominal Shoulder / Ditch Repair	\$2,729.00	\$0.55		
960	Not Evaluated	11th Line	Sideroad 25	Grey Highlands	Grey Highlands	Gravel	1868	7	Yes	7.5	14010	Rural	0-49	48	18	8	76	Satisfactory Condition	15	15	0	0	0	0	7	9	Routine Maintenance	Total Base Replacement + Nominal Shoulder / Ditch Repair	\$7,270.00	\$0.55		
663	Not Evaluated	35 Sideroad	Lakeshore Blvd.	Penny Ln	Grey Highlands	Gravel	306	7	Yes	7.5	2295	Rural	50-199	125	N/A	7	76	Satisfactory Condition	17	14	0	0	0	0	7	10	Routine Maintenance	Total Base Replacement + Nominal Shoulder / Ditch Repair	\$1,262.00	\$0.55		
670	Not Evaluated	35 Sideroad	Penny Ln	Valley Ridge	Grey Highlands	Gravel	153	7	Yes	7.5	1147.5	Rural	50-199	125	N/A	7	76	Satisfactory Condition	17	14	0	0	0	0	7	10	Routine Maintenance	Total Base Replacement + Nominal Shoulder / Ditch Repair	\$631.00	\$0.55		
490	Not Evaluated	Point Rd	Grey Highlands	Grey Highlands	High Class Bituminous	1213	6.7	Yes	11	2219	Rural	50-199	125	N/A	7	76	Satisfactory Condition	16	16	0	0	0	0	7	9	Routine Maintenance	Maintenance Gravel + Calcium Chloride	\$6,127.00	\$0.55			
248	Not Evaluated	Baseline	Road 130	Dead End	Grey Highlands	Gravel	956	8.5	Yes	8.5	8136	Rural	0-49	25	N/A	7	76	Satisfactory Condition	14	12	0	0	0	0	8	7	Routine Maintenance	Total Base Replacement + Nominal Shoulder / Ditch Repair	\$0.00	\$0.55		
327	Not Evaluated	Beau Lane	Napoleon Street	Dead End	Eugenia	Gravel	155	10	Yes	10	1550	Semi-Urban	0-49	19	21	7	76	Satisfactory Condition	13	15	0	0	0	0	7	10	Routine Maintenance	Maintenance Gravel + Calcium Chloride	\$0.00	\$0.55		
988	Not Evaluated	Deviation Rd	11th Line	Euphrasia-St Vincent Townline	Grey Highlands	Gravel	1336	8	Yes	8.5	11356	Rural	50-199	60	7	76	Satisfactory Condition	15	12	0	0	0	0	8	7	Routine Maintenance	Total Base Replacement + Nominal Shoulder / Ditch Repair	\$6,246.00	\$0.55			
124	Not Evaluated	Artemesia Glenelg Townline	Queen St	Priceville	Grey Highlands	Gravel	1461	7	Yes	7	1461	Semi-Urban	0-49	13	7	76	Satisfactory Condition	14	15	0	0	0	0	7	10	Routine Maintenance	Maintenance Gravel + Calcium Chloride	\$0.00	\$0.55			
160	Not Evaluated	Melanchon-Opsey Townline	220 Sideroad	West End	Grey Highlands - Melanchon	Gravel	358	5	No	5.25	1879.5	Rural	0-49	25	N/A	7	76	Satisfactory Condition	14	15	0	0	0	0	7	10	Routine Maintenance	Total Base Replacement + Nominal Shoulder / Ditch Repair	\$51,007.00	\$0.55		
442	Not Evaluated	Melanchon-Opsey Townline	6th Line NE	220 Sideroad	Grey Highlands - Melanchon	Gravel	782	8	Yes	8.5	6647	Rural	50-199	125	N/A	7	76	Satisfactory Condition	17	15	0	0	0	0	7	10	Routine Maintenance	Total Base Replacement + Nominal Shoulder /				

Appendix C - Road Improvement Needs for All Roads (Sorted by OCR)

Municipal ID	Evaluation Status	Road Name	Name From	Name To	Community	Surface Material	Road Length (m)	Road Width (m)	Adequate Road Width	Platform Width (m)	Surface Area (m ²)	Roadside Environment	AADT Range	AADT	Truck Traffic Percent	Ride Comfort Rating (RCR)	Overall Condition Rating (OCR)	OCR Class	Pavement Condition Rating (PCR)	Road Base Condition Rating (RBCR)	Priority Rating (PR)	Drainage Deficiency Rating (1-15)	Single / Random Cracking	Distortion / Raveling / Surface Wear	Alligator Cracking (Incl. Patching)	Wheel Tracking Rutting	Potholing / Breakup	Drainage / Ditching	Proposed Lifecycle Improvement	Proposed Improvement Type	Improvement Cost	Base Cost (m ³)	
394	Evaluated	35 Sideroad	4th Concession	Grey Road 4	Grey Highlands	High Class Bituminous	2055	6.7	No	8.7	13768.5	Rural	200-499	426	20	9	86	Good Condition	15	19	13	15	7	8	10	9	0	0	Routine Maintenance	Crack Sealing	\$10,326.38	\$0.75	
472	Evaluated	3rd Concession	Road 578	Road 55	Grey Highlands	Gravel	2058	9	Yes	11	22638	Rural	0-49	13	31	10	86	Good Condition	10	8	12	0	0	0	0	8	9	0	Routine Maintenance	Maintenance Gravel + Calcium Chloride	\$12,450.90	\$0.55	
329	Evaluated	8th Concession	Magee Lane	Peters Crescent	Grey Highlands	High Class Bituminous	1103	6.7	No	8.7	7390.1	Rural	500-999	663	9	8	86	Good Condition	16	19	14	15	8	8	10	9	0	0	Routine Maintenance	Crack Sealing	\$5,542.58	\$0.75	
493	Evaluated	9th Line	Sideroad 4A	Sideroad 4A	Grey Highlands	Gravel	1894	8	Yes	9	17046	Rural	50-99	33	24	8	86	Good Condition	16	19	10	13	0	0	0	9	8	0	Routine Maintenance	Maintenance Gravel + Calcium Chloride	\$9,375.30	\$0.55	
930	Evaluated	9th Line	Sideroad 22 B	Sideroad 22 B	Grey Highlands	Gravel	1853	9	Yes	11	20383	Rural	50-99	67	13	9	86	Good Condition	10	9	15	0	0	0	0	9	7	0	Routine Maintenance	Maintenance Gravel + Calcium Chloride	\$11,210.65	\$0.55	
637	Evaluated	Artemesia-Euphrasia Townline	HWY 10	Artemesia-Euphrasia Townline	Grey Highlands- Chatsworth	High Class Bituminous	276	6.7	No	8.7	1849.2	Rural	500-999	635	11	8	86	Good Condition	17	18	14	15	8	9	9	9	0	0	Preventive Maintenance	Micro-Surfacing	\$14,793.60	\$8.00	
521	Evaluated	Clughton St	Uplands Dr	South End	Markdale	High Class Bituminous	153	8.6	Yes	8.6	1313.8	Urban	50-199	125	N/A	8	86	Good Condition	15	20	10	15	8	7	10	10	0	0	Routine Maintenance	Crack Sealing	\$986.85	\$0.75	
19	Evaluated	East Back Line	Centre Line A	Centre Line A	Grey Highlands	High Class Bituminous	969	6.7	No	8.7	998.1	Rural	50-199	125	N/A	9	86	Good Condition	16	18	10	15	8	8	10	9	0	0	Routine Maintenance	Crack Sealing	\$2,919.53	\$0.75	
599	Evaluated	Greenview Lane	Grayview Dr	South End	Markdale	High Class Bituminous	55	8.7	Yes	8.7	478.5	Semi-Urban	0-49	25	N/A	9	86	Good Condition	16	18	8	15	8	8	9	9	0	0	Preventive Maintenance	Slurry Seal	\$19,400	\$4.00	
303	Evaluated	Gwendale St	Grey Road 2	East End Cul-de-Sac	Grey Highlands	Semi-Urban	253	6.7	Yes	7.2	1695.1	Semi-Urban	0-49	15	13	9	86	Good Condition	15	19	8	15	8	7	10	9	0	0	Routine Maintenance	Crack Sealing	\$1,271.33	\$0.75	
106	Evaluated	Kincardine St	Prince St	Artemesia St	Priceville	High Class Bituminous	182	8	Yes	8	1456	Semi-Urban	50-199	95	4	9	86	Good Condition	16	18	10	15	8	8	9	9	0	0	Preventive Maintenance	Slurry Seal	\$5,624.00	\$4.00	
621	Evaluated	Lewler Dr	Main St E	Brackenbury St	Markdale	High Class Bituminous	90	7.4	Yes	7.4	666	Semi-Urban	50-199	125	N/A	9	86	Good Condition	16	18	10	15	8	8	9	9	0	0	Preventive Maintenance	Slurry Seal	\$2,664.00	\$4.00	
517	Evaluated	Lorne St	Wellington St	Chapman's Commercial Lot	Markdale	High Class Bituminous	50	8.3	Yes	8.3	415	Urban	500-999	641	11	8	86	Good Condition	16	19	14	15	8	8	9	10	0	0	Routine Maintenance	Crack Sealing	\$311.25	\$0.75	
533	Evaluated	McDuff St	Iola St	Main Street W	Markdale	High Class Bituminous	102	8.4	Yes	8.4	856.8	Urban	200-499	232	30	8	86	Good Condition	17	18	11	15	8	9	8	10	0	0	Preventive Maintenance	Micro-Surfacing	\$6,854.40	\$8.00	
763	Evaluated	River Road	10th Concession	Mill Bridge Road	Feversham	High Class Bituminous	1594	6.7	No	8.7	10679.8	Rural	200-499	408	20	9	86	Good Condition	16	18	13	15	8	8	9	9	0	0	Preventive Maintenance	Slurry Seal	\$42,719.20	\$4.00	
349	Evaluated	Road 45	Charles Street	0.14 km north of Charles Street	Grey Highlands	High Class Bituminous	145	6.7	No	8.7	998.1	Rural	50-199	135	23	9	86	Good Condition	16	18	10	15	8	8	9	9	0	0	Preventive Maintenance	Slurry Seal	\$2,664.00	\$4.00	
815	Evaluated	Road 63	Grey Road 31	10th Concession	Grey Highlands	High Class Bituminous	2070	6.7	No	8.7	13899	Rural	500-999	687	19	9	86	Good Condition	15	19	15	15	8	7	10	9	0	0	Routine Maintenance	Crack Sealing	\$10,401.75	\$0.75	
389	Evaluated	Scotland St	Iola St	Main St W	Grey Highlands	Semi-Urban	101	7.6	Yes	9.6	767.6	Semi-Urban	50-199	125	N/A	7	86	Good Condition	19	17	10	7	10	9	7	10	0	0	Preventive Maintenance	Slurry Seal	\$3,070.40	\$4.00	
847	Evaluated	Sideroad 78	Grey Road 13	Old Baily Access	Grey Highlands	Gravel	1813	6	No	8	14954	Rural	50-199	54	N/A	8	86	Good Condition	9	15	0	0	0	0	0	9	8	0	Routine Maintenance	Maintenance Gravel + Calcium Chloride	\$7,977.40	\$0.55	
832	Evaluated	Sideroad 78	Grey Road 13	Old Baily Access	Grey Highlands	Gravel	1813	6	No	8	14954	Rural	50-199	54	N/A	8	86	Good Condition	9	15	0	0	0	0	0	9	8	0	Routine Maintenance	Maintenance Gravel + Calcium Chloride	\$6,174.60	\$0.55	
136	Evaluated	West Back Line	Artemesia-Scouthgate Townline	Road 180	Grey Highlands	Low Class Bituminous	2041	6.7	No	8.7	13674.7	Rural	200-499	485	30	9	86	Good Condition	15	19	13	15	7	8	10	9	0	0	Routine Maintenance	Crack Sealing	\$10,256.03	\$0.75	
963	Not Evaluated	Euphrasia-Holland Townline	Deviation Rd	Grey Road 29	Grey Highlands- Chatsworth	Gravel	200	7	Yes	7	1400	Rural	50-199	125	N/A	7	86	Good Condition	10	10	15	0	0	0	0	0	10	6	Routine Maintenance	Total Base Replacement + Nominal Shoulder / Ditch Repair	\$0.00	\$0.55	
971	Not Evaluated	Euphrasia-Holland Townline	Holland Sydenham Townline	Deviation Rd	Grey Highlands- Chatsworth	Gravel	1028	7	Yes	7	7196	Rural	50-199	75	N/A	7	86	Good Condition	9	0	0	0	0	0	0	10	6	Routine Maintenance	Total Base Replacement + Nominal Shoulder / Ditch Repair	\$0.00	\$0.55		
650	Evaluated	10th Concession	Osprey-Artemesia Townline	35 Sd Rd	Victoria Cr	Gravel	185	10	Yes	12	7440	Rural	50-199	182	19	8	86	Good Condition	16	19	12	0	0	0	0	9	9	0	Routine Maintenance	Maintenance Gravel + Calcium Chloride	\$4,092.00	\$0.55	
675	Evaluated	10th Concession	Osprey-Artemesia Townline	Victoria Cr	Grey Highlands	Gravel	1408	10	Yes	12	16896	Rural	50-199	182	19	8	88	Good Condition	9	9	12	0	0	0	0	9	9	0	Routine Maintenance	Maintenance Gravel + Calcium Chloride	\$9,292.80	\$0.55	
418	Evaluated	10th Concession	Road 418	Grey Road 45	Grey Highlands	Gravel	2060	8	Yes	10	20600	Rural	50-199	125	29	8	88	Good Condition	9	14	10	0	0	0	0	9	9	0	Routine Maintenance	Maintenance Gravel + Calcium Chloride	\$11,330.00	\$0.55	
746	Evaluated	10th Concession	Grey Road 2	Road 45	Grey Highlands	Gravel	2039	8	Yes	9	18551	Rural	50-199	149	24	8	88	Good Condition	9	9	14	0	0	0	0	9	9	0	Routine Maintenance	Maintenance Gravel + Calcium Chloride	\$10,093.05	\$0.55	
320	Evaluated	10th Concession	Sideroad 16C	7th Line	Grey Highlands	High Class Bituminous	19	6.7	No	8.7	12523.3	Rural	200-499	331	9	9	88	Good Condition	16	19	9	15	8	8	10	9	0	0	Routine Maintenance	Crack Sealing	\$8,379.73	\$0.75	
301	Evaluated	8th Concession	East Street	Sideroad 30	Grey Highlands	High Class Bituminous	831	6.7	No	8.7	5567.7	Rural	500-999	750	N/A	9	88	Good Condition	16	19	13	15	8	8	10	9	0	0	Routine Maintenance	Crack Sealing	\$4,175.78	\$0.75	
884	Evaluated	9th Line	Sideroad 13A	Sideroad 10A	Grey Highlands	Gravel	1889	9	Yes	11	20779	Rural	50-199	117	37	9	88	Good Condition	8	8	15	0	0	0	0	9	8	0	Routine Maintenance	Maintenance Gravel + Calcium Chloride	\$11,428.45	\$0.55	
896	Evaluated	9th Line	Sideroad 18A	Sideroad 13A	Grey Highlands	Gravel	1846	8	Yes	10	18460	Rural	50-199	70	19	9	88	Good Condition	8	8	15	0	0	0	0	9	8	0	Routine Maintenance	Maintenance Gravel + Calcium Chloride	\$10,153.00	\$0.55	
266	Evaluated	Artemesia-Scouthgate Townline	Argyle St	Caravan St W	Markdale	High Class Bituminous	2076	8	Yes	8	2076	Semi-Urban	50-199	750	N/A	8	88	Good Condition	16	20	9	15	8	8	10	9	0	0	Routine Maintenance	Crack Sealing	\$15,838.48	\$0.75	
78	Evaluated	Artemesia-Scouthgate Townline	Boar Farm Rd	Southgate Township Sideroad 15	Grey Highlands- Southgate	Gravel	1100	8	Yes	9	9900	Rural	0-49	25	N/A	8	88	Good Condition	10	9	7	10	0	0	0	9	9	0	Routine Maintenance	Maintenance Gravel + Calcium Chloride	\$5,445.00	\$0.55	
803	Evaluated	Creamey Rd	Grey Road 13	Washington St	Grey Highlands	High Class Bituminous	82	5	No	6	430	Semi-Urban	0-49	25	N/A	8	88	Good Condition	17	19	7	15	9	8	10	9	0	0	Routine Maintenance	Crack Sealing	\$397.50	\$0.75	
179	Evaluated	East Back Line	Centre Line B	Centre Line B	Grey Highlands	High Class Bituminous	521	6.7	No	8.7	3490.7	Rural	500-999	545	22	9	88	Good Condition	16	19	12	0	0	0	0	9	8	0	Routine Maintenance	Crack Sealing	\$2,488.03	\$0.75	
601	Evaluated	Fairway Heights	Toronto St N	Margaret Elizabeth Ave	Markdale	High Class Bituminous	116	7.9	Yes	7.9	916.4	Urban	200-499	300	N/A	9	88	Good Condition	16	19	12	10	15	8	8	10	9	0	0	Routine Maintenance	Crack Sealing	\$687.30	\$0.75
3188	Evaluated	Ford's Dr	Grey Road 12	220m N.W. of Grey Road 12	Grey Highlands- West Grey	High Class Bituminous	226	5.9	No	5.9	1274.4	Semi-Urban	50-199	50	N/A	10	88	Good Condition	17	17	7	7	0	8	9	7	10	0	0	Preventive Maintenance	Slurry Seal	\$5,097.60	\$4.00
3188	Evaluated	Ford's Dr	Grey Road 12	220m N.W. of Grey Road 12	Grey Highlands- West Grey	High Class Bituminous	84	5.9	No	5.9	495.6	Semi-Urban	50-199	50	N/A	10	88	Good Condition	17	17	7	7	0	8	9	7	10	0	0	Preventive Maintenance	Slurry Seal	\$1,987.40	\$4.00
418	Evaluated	Grayview Drive	Mullin Dr	Markdale	Markdale	High Class Bituminous	113	11.1	Yes	11.1	254.3	Semi-Urban	300-499	300	N/A	9	88	Good Condition	17	19	12	0	0	0	0	10	6	Routine Maintenance	Crack Sealing	\$4,842.73	\$0.75		
588	Evaluated	Herbert Ave	Main St E	End (50m South of Cambria Rd)	Markdale	High Class Bituminous	309	7.1	Yes	7.1	1483.9	Semi-Urban	50-199	118	32	10	88	Good Condition	15	19	8	15	8	7	10	9	0	0	Routine Maintenance	Crack Sealing	\$1,112.93	\$0.75	
300	Evaluated	Inkerman St	St Annand St	8th Concession	Eugenia	High Class Bituminous	389	6.7	Yes	8.7	2606.3	Semi-Urban	500-999	531	16	9	88	Good Condition	16	19	12	12	8	8	10	9	0	0	Routine Maintenance	Crack Sealing	\$1,954.73	\$0.75	
317	Evaluated	Inkerman St	Napoleon St	St Annand St	Eugenia	High Class Bituminous	323	6.7	Yes	8.7	2164.1	Semi-Urban	500-999	531	5	9	88	Good Condition	16	19	12	12	8	8	10	9	0	0	Routine Maintenance	Crack Sealing	\$1,623.08	\$0.75	
324	Evaluated	Inkerman St	Napoleon St	St Annand St	Eugenia	High Class Bituminous	323	6.7	Yes	8.7	2164.1	Semi-Urban	500-999	531	5	9	88	Good Condition	16	19	12	12	8	8	10	9	0	0	Routine Maintenance	Crack Sealing	\$2,638.18	\$0.75	
348	Evaluated	Inkerman St	Carobert St	Raglan St	Eugenia	High Class Bituminous	130	6.7	Yes	8.7	871	Semi-Urban	200-499	243	6	9	88	Good Condition	16	19	10	12	8	8	10	9	0	0	Routine Maintenance	Crack Sealing	\$653.25	\$0.75	
388	Evaluated	Iola St	Glasgow St	Markdale	Grey Highlands	High Class Bituminous	119	6.8	Yes	7.05	809.2	Semi-Urban	50-199	125	N/A	7	88	Good Condition	17	20	9	14	8	8	10	9	0	0	Routine Maintenance	Crack Sealing	\$606.90	\$0.75	
711	Evaluated	Mill Bridge Road	North End Cul-de-Sac	River Road	Feversham	High Class Bituminous	199	6.7	Yes	7.2	1333.3	Semi-Urban	0-49	3	24	9	88	Good Condition	16	19	6	15	8	8	10	9	0	0	Routine Maintenance	Crack Sealing	\$999.98	\$0.75	
368	Evaluated	Pellissier St	Eugenia	Evans St	Feversham	High Class Bituminous	139	6.7	Yes	8.7	1199.3	Semi-Urban	200-499	351	4	9																	

Appendix C - Road Improvement Needs for All Roads (Sorted by OCR)

Municipal ID	Evaluation Status	Road Name	Name From	Name To	Community	Surface Material	Road Length (m)	Road Width (m)	Adequate Road Width	Platform Width (m)	Surface Area (m ²)	Roadside Environment	AADT Range	AADT	Truck Traffic Percent	Ride Comfort Rating (RCR)	Overall Condition Rating (OCR)	OCR Class	Pavement Condition Rating (PCR)	Road Base Condition Rating (RBCR)	Priority Rating (PR)	Drainage Deficiency Rating (1-15)	Single / Random Cracking	Distortion / Raveling / Surface Ware	Alligator Cracking (Incl. Pot-holing)	Wheel Track Rutting	Potholing / Breakup	Drainage / Ditching	Proposed Lifecycle Improvement	Proposed Improvement Type	Improvement Cost	Base Cost (m ³)
778	Evaluated	12th Concession B	Osprey-Artemesia Townline	35 5d Rd	Grey Highlands	High Class Bituminous	2095	6.7	No	8.7	14036.5	Rural	200-499	480	11	9	94	Good Condition	18	20	6	15	9	9	10	10	0	0	No Maintenance Required	No Maintenance Required	\$0.00	\$0.00
778	Evaluated	12th Concession B	Road 41B	Grey Highlands	Osprey-Artemesia Townline	High Class Bituminous	2043	9	Yes	11	18387	Rural	50-199	75	16	9	94	Good Condition	18	20	4	12	9	9	10	10	0	0	No Maintenance Required	No Maintenance Required	\$0.00	\$0.00
792	Evaluated	12th Concession B	Road 41 B	Grey Highlands	High Class Bituminous	2061	9	Yes	11	18549	Rural	500-999	563	12	9	94	Good Condition	18	20	6	12	9	9	10	10	0	0	No Maintenance Required	No Maintenance Required	\$0.00	\$0.00	
482	Evaluated	12th Concession B	Grey Road 2	Road 45	Grey Highlands	High Class Bituminous	2047	6.7	No	8.7	13714.9	Rural	200-499	300	N/A	9	94	Good Condition	18	20	5	15	9	9	10	10	0	0	No Maintenance Required	No Maintenance Required	\$0.00	\$0.00
628	Evaluated	35 Sideroad	Wilkes Ln	Grey Highlands	High Class Bituminous	642	6.7	No	8.7	4301.4	Rural	200-499	444	N/A	9	94	Good Condition	18	20	6	15	9	9	10	10	0	0	No Maintenance Required	No Maintenance Required	\$0.00	\$0.00	
853	Evaluated	3rd Line A	Sideroad 7B	Artemesia-Euphrasia Townline	Grey Highlands	Gravel	3708	9	Yes	10	37080	Rural	50-199	121	24	8	94	Good Condition	18	20	4	12	0	0	0	0	10	9	Routine Maintenance	Maintenance Gravel + Calcium Chloride	\$20,394.00	\$0.55
351	Evaluated	8th Concession	Sideroad 35	Cedars Resort	Grey Highlands	High Class Bituminous	699	6.7	No	8.7	4083.3	Rural	500-999	663	9	9	94	Good Condition	18	20	6	15	9	9	10	10	0	0	No Maintenance Required	No Maintenance Required	\$0.00	\$0.00
845	Evaluated	Amik Crt	Talisman Blvd	North End Cul-de-Sac	Grey Highlands	High Class Bituminous	291	6.7	Yes	8.7	1949.7	Semi-Urban	0-49	38	27	9	94	Good Condition	18	20	4	12	9	9	10	10	0	0	No Maintenance Required	No Maintenance Required	\$0.00	\$0.00
470	Evaluated	Artemesia-Gleneig Townline	Concession B	West Back Line	Grey Highlands	Low Class Bituminous	1678	6.7	No	8.7	11242.6	Rural	200-499	331	3	9	94	Good Condition	18	20	5	12	9	9	10	10	0	0	No Maintenance Required	No Maintenance Required	\$0.00	\$0.00
23	Evaluated	Artemesia-Gleneig Townline	Irish Lake Road	Pinewood Dr	Grey Highlands - West Grey	Low Class Bituminous	837	6.7	Yes	8.7	5607.9	Rural	200-499	331	3	9	94	Good Condition	18	20	5	9	9	9	10	10	0	0	No Maintenance Required	No Maintenance Required	\$0.00	\$0.00
195	Evaluated	Baseline	Grey Road 4	Grey Highlands	High Class Bituminous	1654	6.7	No	8.7	11081.8	Rural	200-499	279	13	9	94	Good Condition	18	20	5	15	9	9	10	10	0	0	No Maintenance Required	No Maintenance Required	\$0.00	\$0.00	
589	Evaluated	Ridley St	Camble Rd	Markdale	High Class Bituminous	46	7.1	Yes	7.1	326.6	Semi-Urban	0-49	25	N/A	9	94	Good Condition	18	20	5	15	9	9	10	10	0	0	No Maintenance Required	No Maintenance Required	\$0.00	\$0.00	
571	Evaluated	Cavan St	Walker Street	East End (Gate)	Markdale	High Class Bituminous	99	6	Yes	6	594	Rural	50-199	125	N/A	9	94	Good Condition	18	20	4	15	9	9	10	10	0	0	No Maintenance Required	No Maintenance Required	\$0.00	\$0.00
511	Evaluated	Eliza St	Victoria St	South End	Markdale	High Class Bituminous	216	5.5	No	5.5	1188	Semi-Urban	50-199	77	0	9	94	Good Condition	18	20	4	15	9	9	10	10	0	0	No Maintenance Required	No Maintenance Required	\$0.00	\$0.00
578	Evaluated	George St	Toronto St N	Walker St	Markdale	High Class Bituminous	131	8.6	Yes	8.6	1176.6	Semi-Urban	200-499	237	6	9	94	Good Condition	18	20	5	12	9	9	10	10	0	0	No Maintenance Required	No Maintenance Required	\$0.00	\$0.00
607	Evaluated	George St	Walker St	Fifth Ave	Markdale	High Class Bituminous	304	8.6	Yes	8.6	2614.4	Urban	200-499	300	N/A	9	94	Good Condition	18	20	5	15	9	9	10	10	0	0	No Maintenance Required	No Maintenance Required	\$0.00	\$0.00
554	Evaluated	Isola St	Argyle St	McCluff St	Markdale	High Class Bituminous	145	8.6	Yes	8.6	1247	Urban	200-499	300	N/A	9	94	Good Condition	18	20	5	15	9	9	10	10	0	0	No Maintenance Required	No Maintenance Required	\$0.00	\$0.00
846	Evaluated	Kimberley Crt	Talisman Blvd	North End Cul-de-Sac	Grey Highlands	Semi-Urban	266	6.7	Yes	7.7	1782.2	Semi-Urban	0-49	25	N/A	9	94	Good Condition	18	20	3	15	9	9	10	10	0	0	No Maintenance Required	No Maintenance Required	\$0.00	\$0.00
622	Evaluated	Lawler Dr	Brackenbury St	Brackenbury St	Markdale	High Class Bituminous	246	7.4	Yes	7.4	1820.4	Semi-Urban	50-199	125	N/A	9	94	Good Condition	18	20	4	15	9	9	10	10	0	0	No Maintenance Required	No Maintenance Required	\$0.00	\$0.00
406	Evaluated	McCluff St	Lorne St	North End	Markdale	High Class Bituminous	204	7.3	Yes	7.3	1489.2	Urban	50-199	125	N/A	9	94	Good Condition	18	20	4	15	9	9	10	10	0	0	No Maintenance Required	No Maintenance Required	\$0.00	\$0.00
505	Evaluated	Peters Cres	8th Concession	0.6 km north of 8th Concession	Grey Highlands	High Class Bituminous	593	10	Yes	12	5930	Semi-Urban	0-49	13	N/A	9	94	Good Condition	18	20	3	10	9	9	10	10	0	0	No Maintenance Required	No Maintenance Required	\$0.00	\$0.00
564	Evaluated	Peters Cres (East Leg)	0.6 km north of 8th Concession	Peters Cres West Leg	Grey Highlands	Low Class Bituminous	506	10	Yes	12	5060	Semi-Urban	50-199	72	12	9	94	Good Condition	18	20	4	10	9	9	10	10	0	0	No Maintenance Required	No Maintenance Required	\$0.00	\$0.00
573	Evaluated	Peters Cres (North Leg)	1.1 km north of 8th Concession	North End Cul-de-Sac	Grey Highlands	Low Class Bituminous	85	8	Yes	10	680	Semi-Urban	50-199	125	N/A	9	94	Good Condition	18	20	4	12	9	9	10	10	0	0	No Maintenance Required	No Maintenance Required	\$0.00	\$0.00
563	Evaluated	Peters Cres (West Leg)	0.6 km north of 8th Concession	Peters Cres East Leg	Grey Highlands	Low Class Bituminous	599	10	Yes	12	5990	Semi-Urban	50-199	72	12	9	94	Good Condition	18	20	4	12	9	9	10	10	0	0	No Maintenance Required	No Maintenance Required	\$0.00	\$0.00
690	Evaluated	Point Rd	Baragar Rd	Stanley Dr	Grey Highlands	High Class Bituminous	573	6.7	Yes	8.7	3839.1	Semi-Urban	50-199	120	17	9	94	Good Condition	18	20	4	15	9	9	10	10	0	0	No Maintenance Required	No Maintenance Required	\$0.00	\$0.00
707	Evaluated	Point Rd	Whittaker Way	Baragar Rd	Grey Highlands	Low Class Bituminous	301	6.7	Yes	8.7	2016.7	Semi-Urban	50-199	132	7	9	94	Good Condition	18	20	4	15	9	9	10	10	0	0	No Maintenance Required	No Maintenance Required	\$0.00	\$0.00
719	Evaluated	Point Rd	Whittaker Way	Whittaker Way	Grey Highlands	High Class Bituminous	259	6.7	Yes	8.7	1735.3	Semi-Urban	50-199	88	10	9	94	Good Condition	18	20	4	15	9	9	10	10	0	0	No Maintenance Required	No Maintenance Required	\$0.00	\$0.00
880	Evaluated	Pretty River Rd	Reid's Hill	Grey Road 31	Grey Highlands	Low Class Bituminous	1827	6.7	No	7.7	12240.9	Rural	200-499	419	15	9	94	Good Condition	18	20	6	15	9	9	10	10	0	0	No Maintenance Required	No Maintenance Required	\$0.00	\$0.00
864	Evaluated	Pretty River Rd	Pretty River Rd	Pretty River Rd	Grey Highlands	Low Class Bituminous	82	6.7	No	6.7	549.4	Rural	200-499	300	N/A	9	94	Good Condition	18	20	5	15	9	9	10	10	0	0	No Maintenance Required	No Maintenance Required	\$0.00	\$0.00
391	Evaluated	Queen St	0.09 km south of Victoria Rd	South End	Markdale	High Class Bituminous	57	6.2	Yes	6.2	353.4	Semi-Urban	0-49	25	N/A	9	94	Good Condition	18	20	3	15	9	9	10	10	0	0	No Maintenance Required	No Maintenance Required	\$0.00	\$0.00
497	Evaluated	Queen St	Victoria St	0.09 km south of Victoria Rd	Markdale	High Class Bituminous	94	6.5	Yes	6.5	904.5	Urban	50-199	125	N/A	9	94	Good Condition	18	20	4	15	9	9	10	10	0	0	No Maintenance Required	No Maintenance Required	\$0.00	\$0.00
507	Evaluated	Queen St	Mark St W	Markdale	High Class Bituminous	104	7.3	Yes	7.3	758.2	Urban	50-199	125	N/A	9	94	Good Condition	18	20	4	15	9	9	10	10	0	0	No Maintenance Required	No Maintenance Required	\$0.00	\$0.00	
280	Evaluated	Road 63	Centre Line B	3rd Concession	Grey Highlands	High Class Bituminous	2070	6.7	No	8.7	13869	Rural	50-199	66	19	9	94	Good Condition	18	20	4	15	9	9	10	10	0	0	No Maintenance Required	No Maintenance Required	\$0.00	\$0.00
362	Evaluated	Road 63	4th Concession B	3rd Concession	Grey Highlands	High Class Bituminous	2036	6.7	No	8.7	13641.2	Rural	500-999	559	30	9	94	Good Condition	18	20	6	15	9	9	10	10	0	0	No Maintenance Required	No Maintenance Required	\$0.00	\$0.00
836	Evaluated	Talisman Blvd	Wedgehouse Ct	Kimberly Ct	Grey Highlands	High Class Bituminous	163	6.7	Yes	8.7	1090.1	Semi-Urban	200-499	228	N/A	9	94	Good Condition	18	20	5	12	9	9	10	10	0	0	No Maintenance Required	No Maintenance Required	\$0.00	\$0.00
842	Evaluated	Talisman Blvd	Amik Ct	West End Cul-de-Sac	Grey Highlands	High Class Bituminous	244	6.7	Yes	8.7	1634.8	Spm-Urban	0-49	25	N/A	9	94	Good Condition	18	20	3	12	9	9	10	10	0	0	No Maintenance Required	No Maintenance Required	\$0.00	\$0.00
579	Evaluated	Walker St	George St	Cavan St	Markdale	High Class Bituminous	98	6	Yes	6	588	Urban	200-499	300	N/A	9	94	Good Condition	18	20	5	15	9	9	10	10	0	0	No Maintenance Required	No Maintenance Required	\$0.00	\$0.00
471	Evaluated	West Back Line	Artemesia Glenelig Townline	Road 120	Grey Highlands	High Class Bituminous	1641	7.3	Yes	9.3	11979.3	Rural	0-49	26	6	9	94	Good Condition	18	20	3	15	9	9	10	10	0	0	No Maintenance Required	No Maintenance Required	\$0.00	\$0.00
851	Evaluated	Wedgehouse Crt	Talisman Blvd	North End Cul-de-Sac	Grey Highlands	High Class Bituminous	281	6.7	Yes	8.7	1882.7	Semi-Urban	0-49	25	N/A	9	94	Good Condition	18	20	3	10	9	9	10	10	0	0	No Maintenance Required	No Maintenance Required	\$0.00	\$0.00
667	Not Evaluated	Artemesia-Euphrasia Townline	East Back Line	0.19 km west of East Back Line	Grey Highlands	Gravel	193	5	No	6	1158	Rural	0-49	25	N/A	10	94	Good Condition	18	20	3	10	0	0	0	0	9	10	Routine Maintenance	Total Base Replacement + Nominal Shoulder / Ditch Repair	\$637.00	\$0.55
641	Not Evaluated	Artemesia-Euphrasia Townline	Euphrasia-Holland Townline	0.19 km west of East Back Line	Grey Highlands	Gravel	1942	7	Yes	8	15536	Rural	0-49	25	N/A	10	94	Good Condition	18	20	3	10	0	0	0	0	9	10	Routine Maintenance	Total Base Replacement + Nominal Shoulder / Ditch Repair	\$8,545.00	\$0.55
862	Not Evaluated	Reid's Hill (South Leg)	Pretty River Rd	Reid's Hill	Grey Highlands	Gravel	48	8	Yes	8	384	Rural	50-199	125	N/A	7	94	Good Condition	18	20	4	15	0	0	0	0	10	10	Routine Maintenance	Total Base Replacement + Nominal Shoulder / Ditch Repair	\$0.00	\$0.55
492	Evaluated	10th Concession	Road 63	Grey Road 31	Grey Highlands	High Class Bituminous	4111	6.7	No	8.7	27543.7	Rural	50-199	80	27	9	96	Good Condition	19	20	3	15	9	10	10	10	0	0	No Maintenance Required	No Maintenance Required	\$0.00	\$0.00
1009	Evaluated	Euphrasia-St Vincent Townline	7th Line	Grey Road 7	Grey Highlands - Meaford	High Class Bituminous	2734	6.7	No	7.7	18317.8	Rural	50-199	61	13	9	96	Good Condition	19	20	3	15	9	10	10	10	0	0	No Maintenance Required	No Maintenance Required	\$0.00	\$0.00
705	Evaluated	Wellington St	Mill Bridge Road	East End	Feversham	High Class Bituminous	166	6.7	Yes	7.7	1112.2	Semi-Urban	50-199	111	3	9	96	Good Condition	19	20	3	15	9	10	10	10	0	0	No Maintenance Required	No Maintenance Required	\$0.00	\$0.00
9999	Evaluated	Butternut Crt	Grey Road 30	End (Cul-de-Sac)	High Class Bituminous	225	6.7	Yes	7.7	1507.5	Semi-Urban	0-49	25	0	9	98	Good Condition	20	20	1	15	10	10	10	10	0	0	No Maintenance Required	No Maintenance Required	\$0.00	\$0.00	
9999	Evaluated	Devonleigh Gate	Toronto St	End	Markdale	High Class Bituminous	178	11	Yes	11	1958	Urban	0-49	0	9	98	Good Condition	20	20	1	15	0	10	10	10	0	0	No Maintenance Required	No Maintenance Required	\$0.00	\$0.00	
21	Not Evaluated	The Blue Mountains-Euphrasia Townline	Grey Road 13	25 Sideroad	Grey Highlands - The Blue Mountains	Gravel	42	9	Yes	10	420	Rural	50-199	121	26	9																



BURNSIDE

[THE DIFFERENCE IS OUR PEOPLE]

Appendix D

Road Improvement Order of Priority

Appendix D - Road Improvement Prioritization for All Roads (Sorted by Priority Rating with Adjustments for OCR <= 40)

Municipal ID	Evaluation Status	Road Name	Name From	Name To	Community	Surface Material	Road Length (m)	Road Width (m)	Adequate Road Width	Platform Width (m)	Surface Area (m ²)	Roadside Environment	AADT Range	AADT	Truck Traffic Percent	Ride Comfort Rating (RCR)	Overall Condition Rating (OCR)	OCR Class	Pavement Condition Rating (PCR)	Road Base Condition Rating (RBCR)	Priority Rating (PR)	Drainage Deficiency Rating (1-15)	Single / Random Racking	Distortion / Raveling / Surface Wear	Alligator Cracking (Incl. Pot Holes)	Wheel Track Rutting	Potholing / Breakup	Drainage / Ditching	Proposed Lifecycle Improvement	Proposed Improvement Type	Improvement Cost	Base Cost (m ³)	
639	Not Evaluated	Campbell's Hill	0.32 km east of Lower Valley Road	Grey Road 13	Grey Highlands	Gravel	1401	6	No	6	8406	Rural	0-49	25	N/A	1	10	Serious Condition			51	2	0	0	0	0	1	1	Reconstruction	Maintenance Gravel + Calcium Chloride	\$462,330.00	\$55.00	
657	Not Evaluated	Graham's Hill	Grey Road 32	Lower Valley Rd	Grey Highlands	Gravel	1965	6.5	No	6.5	12772.5	Rural	0-49	25	N/A	1	10	Serious Condition			51	3	0	0	0	0	1	1	Reconstruction	Maintenance Gravel + Calcium Chloride	\$702,487.50	\$55.00	
416	Not Evaluated	Lower Valley Rd	Campbell's Hill	Grey Road 30	Grey Highlands	Gravel	1936	7	Yes	7	13552	Rural	0-49	25	N/A	1	10	Serious Condition			51	4	0	0	0	0	1	1	Reconstruction	Maintenance Gravel + Calcium Chloride	\$745,360.00	\$55.00	
221	Not Evaluated	Centre Line A	0.69 km west of Road 49	Grey Road 2	Grey Highlands	Gravel	1326	8	Yes	8	11271	Rural	50-199	166	N/A	2	20	Serious Condition			61	7	0	0	0	0	2	2	Reconstruction	Maintenance Gravel + Calcium Chloride	\$619,925.00	\$55.00	
238	Not Evaluated	Centre Line A	Road 49	Grey Road 2	Grey Highlands	Gravel	715	7	Yes	7.5	5362.5	Rural	50-199	166	N/A	2	20	Serious Condition			61	7	0	0	0	0	2	2	Reconstruction	Maintenance Gravel + Calcium Chloride	\$294,937.50	\$55.00	
202	Not Evaluated	Road 170	East Back Line	Highway 10	Grey Highlands	Gravel	1914	10	Yes	10	19140	Rural	50-199	145	20	2	20	Serious Condition			59	10	0	0	0	0	2	2	Reconstruction	Maintenance Gravel + Calcium Chloride	\$1,052,700.00	\$55.00	
246	Not Evaluated	Centre Line B	Road 55	Road 63	Grey Highlands	Gravel	4088	6	No	6.25	25550	Rural	50-199	126	38	2	20	Serious Condition			57	6	0	0	0	0	2	2	Reconstruction	Maintenance Gravel + Calcium Chloride	\$1,405,250.00	\$55.00	
156	Not Evaluated	Lower Valley Rd	Campbell's Hill	East Back Line	Grey Highlands	Gravel	4904	7	Yes	7	42308	Rural	50-199	34	13	2	20	Serious Condition			47	5	0	0	0	0	2	2	Reconstruction	Maintenance Gravel + Calcium Chloride	\$2,235,940.00	\$55.00	
72	Not Evaluated	Collie D's Sideroad	0.2 km south of Southline A	South End	Grey Highlands	Gravel	950	3	No	3	2850	Rural	0-49	4	N/A	2	20	Serious Condition			41	5	0	0	0	0	2	2	Reconstruction	Maintenance Gravel + Calcium Chloride	\$156,750.00	\$55.00	
831	Not Evaluated	Sideroad 10A	Grey Road 12	9th Line	Grey Highlands	Gravel	2745	3.5	No	4	10980	Rural	50-199	125	N/A	3	22	Serious Condition			56	8	0	0	0	0	2	2	Reconstruction	Maintenance Gravel + Calcium Chloride	\$603,900.00	\$55.00	
205	Not Evaluated	East Back Line	Sideroad 35	3rd Concession	Grey Highlands	Gravel	1992	8	Yes	8	15956	Rural	50-199	94	36	2	22	Serious Condition			53	9	0	0	0	0	2	3	Reconstruction	Maintenance Gravel + Calcium Chloride	\$876,480.00	\$55.00	
86	Evaluated	Artemesia-Gleneg Townline	Kinross St	Southline A	Grey Highlands - West Grey	Low Class Bituminous	1788	6.7	No	7.7	12046.6	Rural	0-49	28	9	3	24	Serious Condition	2	7	44	12	1	1	4	3	0	0	Rehabilitation	Pulverize + Granular A + 1 HMA (50mm)	\$161,398.00	\$30.00	
154	Evaluated	Artemesia-Gleneg Townline	2nd Concession	Saugen St	Grey Highlands - West Grey	High Class Bituminous	1567	6.7	No	8.7	10498.9	Rural	200-499	300	N/A	5	25	Very Poor Condition	4	4	64	12	2	2	1	3	0	0	Reconstruction	novall + 1 HMA (50mm) + Total Base Replacement + Nominal	\$766,419.70	\$73.00	
466	Not Evaluated	Centre Line B	Road 67A	Grey Road 124	Grey Highlands	Gravel	2055	8	Yes	8.5	17467.5	Rural	50-199	69	11	3	26	Very Poor Condition			48	9	0	0	0	0	2	4	Reconstruction	Maintenance Gravel + Calcium Chloride	\$960,712.50	\$55.00	
1019	Not Evaluated	Euphrasia-St Vincent Townline	The Blue Mountains-Euphrasia Townline	Grey Highlands - Meaford	Grey Highlands	Gravel	645	6	No	6.5	4152.5	Rural	0-49	25	N/A	2	26	Very Poor Condition			42	14	0	0	0	0	3	2	Reconstruction	Maintenance Gravel + Calcium Chloride	\$230,587.50	\$55.00	
139	Not Evaluated	Melancthon-Artemesia Townline	Highway 10	East Back Line	Grey Highlands - Melancthon	Gravel	1844	6	No	6	11064	Rural	0-49	25	N/A	3	26	Very Poor Condition			42	8	0	0	0	0	2	4	Reconstruction	Maintenance Gravel + Calcium Chloride	\$608,520.00	\$55.00	
193	Not Evaluated	Old Highway 4	West Back Line	Dead End	Grey Highlands	Gravel	250	5	No	5	1250	Semi-Urban	0-49	18	8	3	25	Very Poor Condition			40	7	0	0	0	0	2	4	Reconstruction	50mm) + total Base Replacement + Nominal Shoulder / Ditch	\$83,750.00	\$67.00	
163	Not Evaluated	10 Sideroad	Grey Road 4	Grey Road 4	Grey Highlands	Gravel	1689	4	No	4	6756	Rural	0-49	1	0	3	26	Very Poor Condition			37	5	0	0	0	0	3	1	Reconstruction	Maintenance Gravel + Calcium Chloride	\$371,580.00	\$55.00	
250	Evaluated	Toronto Rd	Durham St	5th Line	Flesherton	High Class Bituminous	199	8.5	Yes	8.5	1436.5	Urban	8000-9999	8000	14	4	28	Very Poor Condition	4	6	136	8	2	2	1	5	0	0	Rehabilitation	alt Removal + Granular A + 2 HMA (at 50mm each) + Spot Curb	\$27,460.00	\$40.00	
643	Not Evaluated	Lakeshore Blvd	Sir Williams Ln	Lakeshore Blvd	Grey Highlands	Gravel	319	7	Yes	7.5	2047.5	Rural	0-49	39	14	3	30	Very Poor Condition			62	10	0	0	0	0	2	5	Reconstruction	Maintenance Gravel + Calcium Chloride	\$112,612.50	\$55.00	
645	Not Evaluated	Lakeshore Blvd	Sideroad 35	Sir Williams Ln	Grey Highlands	Gravel	319	7	Yes	7.5	2392.5	Urban	200-499	300	N/A	3	28	Very Poor Condition			62	10	0	0	0	0	2	5	Reconstruction	Maintenance Gravel + Calcium Chloride	\$131,587.50	\$55.00	
469	Not Evaluated	30 Sideroad	4th Concession B	Grey Road 4	Grey Highlands	Gravel	2063	7	Yes	7.5	15472.5	Rural	50-199	75	21	3	28	Very Poor Condition			47	6	0	0	0	0	3	2	Reconstruction	Maintenance Gravel + Calcium Chloride	\$850,987.50	\$55.00	
275	Not Evaluated	Road 67A	Centre Line B	Centre Line B	Grey Highlands	Gravel	2057	6	No	6.25	12856.3	Rural	0-49	47	28	3	28	Very Poor Condition			44	6	0	0	0	0	3	2	Reconstruction	Maintenance Gravel + Calcium Chloride	\$707,093.75	\$55.00	
439	Not Evaluated	Road 55	Centre Line B	Centre Line B	Grey Highlands	Gravel	2034	6	No	6.25	12856.3	Rural	0-49	25	N/A	3	26	Very Poor Condition			44	6	0	0	0	0	3	2	Reconstruction	Maintenance Gravel + Calcium Chloride	\$716,375.00	\$55.00	
480	Not Evaluated	4th Line A	Artemesia-Euphrasia Townline	0.8 km north of Artemesia-Euphrasia Townline	Grey Highlands	Gravel	802	5	No	5.5	4411	Rural	0-49	25	N/A	3	28	Very Poor Condition			41	10	0	0	0	0	3	2	Reconstruction	Maintenance Gravel + Calcium Chloride	\$242,605.00	\$55.00	
489	Not Evaluated	4th Line A	0.8 km north of Artemesia-Euphrasia Townline	North End	Grey Highlands	Gravel	765	5	No	5.5	4207.5	Rural	0-49	25	N/A	3	28	Very Poor Condition			41	10	0	0	0	0	3	2	Reconstruction	Maintenance Gravel + Calcium Chloride	\$233,412.50	\$55.00	
443	Not Evaluated	0.35 km East of West Back Line	Highway 10	Grey Highlands	Highway 10	Gravel	2207	7	Yes	7	15414	Rural	200-499	213	52	4	30	Very Poor Condition			56	12	0	0	0	0	3	2	Reconstruction	Maintenance Gravel + Calcium Chloride	\$847,770.00	\$55.00	
225	Not Evaluated	Alice St	Highway 10	Fleeson St	Grey Highlands	High Class Bituminous	1714	6	No	7.1	18854	Rural	0-49	18	39	3	34	Very Poor Condition	4	6	36	12	0	0	0	0	3	2	Reconstruction	removal + Granular A + 2 HMA (50mm each) + Spot curb res	\$27,530.00	\$40.00	
158	Not Evaluated	200 Sideroad	East Back Line	HWY 10	Grey Highlands	Gravel	2267	10	Yes	11	22737	Rural	50-199	78	0	3	30	Very Poor Condition			46	8	0	0	0	0	3	3	Reconstruction	Maintenance Gravel + Calcium Chloride	\$1,250,535.00	\$55.00	
64	Not Evaluated	4th Concession B	Sideroad 35	Sideroad 35	Grey Highlands	Gravel	2048	9	Yes	9.5	19456	Rural	0-49	14	27	3	30	Very Poor Condition			38	7	0	0	0	0	3	3	Reconstruction	Maintenance Gravel + Calcium Chloride	\$1,070,080.00	\$55.00	
150	Not Evaluated	Durham Rd B	Wilcox Lake Rd	Grey Road 34	Grey Highlands	Gravel	2042	7	Yes	7.24	14784.1	Rural	0-49	7	12	3	30	Very Poor Condition			37	12	0	0	0	0	2	6	Reconstruction	Maintenance Gravel + Calcium Chloride	\$813,124.40	\$55.00	
247	Evaluated	5th Line	South End Cut-de-Sac	Fleeson St	Grey Highlands	High Class Bituminous	1846	5	No	5	12046.6	Rural	0-49	28	9	3	24	Serious Condition	3	8	44	12	1	1	4	3	0	0	Rehabilitation	Pulverize + Granular A + 1 HMA (50mm)	\$25,200.00	\$30.00	
256	Not Evaluated	East Back Line	Road 170	4th Concession	Grey Highlands	Gravel	1814	7	Yes	7	12818	Rural	0-49	5	6	3	30	Very Poor Condition			36	7	0	0	0	0	3	3	Reconstruction	Maintenance Gravel + Calcium Chloride	\$706,090.00	\$55.00	
341	Not Evaluated	Osgrey-Artemesia Townline	Grey Road 4	Grey Road 4	Grey Highlands	Gravel	1473	6	No	6	7002	Rural	0-49	4	N/A	3	30	Very Poor Condition			36	7	0	0	0	0	3	3	Reconstruction	Maintenance Gravel + Calcium Chloride	\$385,110.00	\$55.00	
873	Not Evaluated	Eagle Cres	Grey Road 13	Grey Road 13	Grey Highlands	Gravel	2035	7	Yes	7.5	12046.6	Rural	0-49	28	9	3	30	Very Poor Condition			36	12	0	0	0	0	3	3	Reconstruction	Maintenance Gravel + Calcium Chloride	\$839,437.50	\$55.00	
115	Evaluated	Artemesia-Gleneg Townline	Grey Road 4	Grey Road 4	Grey Highlands	High Class Bituminous	461	6.7	No	7.7	3988.7	Rural	200-499	300	N/A	5	32	Very Poor Condition	3	8	58	12	2	1	1	3	5	0	0	Rehabilitation	Pulverize + Granular A + 1 HMA (50mm)	\$292,661.00	\$30.00
95	Evaluated	Artemesia-Gleneg Townline	Grey Road 4	Kinross St	Grey Highlands	High Class Bituminous	149	6.7	No	7.7	998.3	Rural	200-499	224	12	4	32	Very Poor Condition	4	8	55	12	2	2	2	4	0	0	Rehabilitation	Pulverize + Granular A + 1 HMA (50mm)	\$19,949.00	\$30.00	
941	Not Evaluated	Sideroad 19	Grey Road 13	3rd Line C	Grey Highlands	Gravel	1473	8	Yes	9	13257	Rural	50-199	171	27	4	32	Very Poor Condition			52	10	0	0	0	0	3	3	Rehabilitation	Partial Base Strengthening + Nominal Ditch/Shoulder Repair	\$409,590.00	\$37.00	
873	Not Evaluated	Osgrey-Clearview Townline	Grey Road 13	Grey Road 13	Grey Highlands	Gravel	2035	7	Yes	7.5	12046.6	Rural	0-49	28	9	3	30	Very Poor Condition			36	12	0	0	0	0	3	3	Rehabilitation	Partial Base Strengthening + Nominal Ditch/Shoulder Repair	\$149,090.00	\$37.00	
995	Not Evaluated	Old Mail Road	3rd Line D	3rd Line D	Grey Highlands	Gravel	1061	5	No	5	5305	Rural	50-199	125	N/A	4	32	Very Poor Condition			49	10	0	0	0	0	2	6	Rehabilitation	Partial Base Strengthening + Nominal Ditch/Shoulder Repair	\$50,377.00	\$37.00	
514	Not Evaluated	Road 120	East Back Line	Johnston's Sideroad	Grey Highlands	Gravel	1028	9	Yes	9.5	9766	Rural	50-199	95	11	3	32	Very Poor Condition			46	10	0	0	0	0	3	4	Rehabilitation	Partial Base Strengthening + Nominal Ditch/Shoulder Repair	\$361,342.00	\$37.00	
198	Not Evaluated	Road 41A	South Line B	Centre Line A	Grey Highlands	Gravel	2052	9	Yes	10	20520	Rural	50-199	58	27	3	32	Very Poor Condition			43	10	0	0	0	0	2	7	Rehabilitation	Partial Base Strengthening + Nominal Ditch/Shoulder Repair	\$759,240.00	\$37.00	
20	Not Evaluated	Sideroad 20	Sideroad 20	Sideroad 20	Grey Highlands	Gravel	1473	6	No	6	7002	Rural	0-49	4	N/A	3	30	Very Poor Condition			36	7	0	0	0	0	3	3	Rehabilitation	Partial Base Strengthening + Nominal Ditch/Shoulder Repair	\$361,318.00	\$37.00	
359	Not Evaluated	Evans St	Caribbert St	Simpson St	Eugenia	Gravel	126	7	Yes	7	882	Semi-Urban	0-49	11	7	3	32	Very Poor Condition			36	7	0	0	0	0	3	4	Rehabilitation	Partial Base Strengthening + Nominal Ditch/Shoulder Repair	\$50.00	\$90.00	
237	Evaluated	Toronto Rd	Campbell Street	Campbell Street	Flesherton	High Class Bituminous	178	8.5	Yes	8.5	1513	Urban	8000-9999	8212	12	4	34	Very Poor Condition	7	6	126	8	2	5	1	5	0	0	Rehabilitation	alt Removal + Granular A + 2 HMA (at 50mm each) + Spot Curb	\$60,520.00	\$40.00	
3	Evaluated	Sydenham St	Sydenham St Alleyway	North Limit	Grey Highlands	High Class Bituminous	349	8.5	Yes	8.5	1266.5	Urban	5000-5999	5000	N/A	5	34	Very Poor Condition	2	8	111	8	1	3	2	6	0	0	Rehabilitation	alt Removal + Granular A + 2 HMA (at 50mm each) + Spot Curb	\$50,660.00	\$40.00	
171	Evaluated	West Back Line	West Back Line	West Back Line	Grey Highlands	Gravel	1714																										

Appendix D - Road Improvement Prioritization for All Roads (Sorted by Priority Rating with Adjustments for OCR <= 40)

Municipal ID	Evaluation Status	Road Name	Name From	Name To	Community	Surface Material	Road Length (m)	Road Width (m)	Adequate Road Width	Platform Width (m)	Surface Area (m ²)	Roadside Environment	AADT Range	AADT	Truck Traffic Percent	Ride Comfort Rating (1-5)	Overall Condition Rating (OCR)	OCR Class	Pavement Condition Rating (PCR)	Road Base Condition Rating (RBCR)	Priority Rating (R)	Drainage Deficiency Rating (1-15)	Single / Random Cracking	Distortion / Raveling / Surface Wear	Alligator Cracking (Incl. Potting)	Wheel Track Rutting	Potholing / Breakup	Drainage / Ditching	Proposed Lifecycle Improvement	Proposed Improvement Type	Improvement Cost	Base Cost (m ²)		
410	Not Evaluated	Road 120	Johnston's Sideroad	Sideroad 15	Grey Highlands	Gravel	346	10	Yes	11	3806	Rural	50-199	125	N/A	4	50	Poor Condition			36	15	0	0	0	0	4	9	Rehabilitation	Partial Base Strengthening + Nominal Ditch/Shoulder Repair	\$140,822.00	\$37.00		
311	Not Evaluated	East Back Line	Road 120	Highway 10	Grey Highlands	Gravel	2056	10	Yes	11	22616	Rural	500-999	715	77	6	66	Fair Condition			36	15	0	0	0	0	6	9	Routine Maintenance	Maintenance Gravel + Calcium Chloride	\$142,439.00	\$0.55		
816	Not Evaluated	Sideroad 7A	East Back Line	1.08 km east of 7th Line	Grey Highlands	Gravel	1082	8	Yes	10	10820	Rural	50-199	107	22	7	48	Poor Condition			36	12	0	0	0	0	4	5	Rehabilitation	Partial Base Strengthening + Nominal Ditch/Shoulder Repair	\$400,340.00	\$37.00		
462	Evaluated	East Back Line	Road 120	Lower Valley Rd	Grey Highlands	Gravel	1019	9	Yes	9	9171	Rural	421	31	5	62	Fair Condition			35	7	0	0	0	0	6	8	Routine Maintenance	Maintenance Gravel + Calcium Chloride	\$5,044.05	\$0.55			
391	Evaluated	Euphrasia-Holland Townline	Sideroad 22 A	Sideroad 25	Grey Highlands - Chatsworth	High Class Bituminous	1855	6.7	No	7.7	12428.5	Rural	500-999	548	10	5	64	Fair Condition		14	13	35	15	6	8	5	8	0	0	Resurfacing	HMA Overlay (40mm) + Patching + Nominal Shoulder Repair	\$372,855.00	\$30.00	
630	Not Evaluated	15 Sideroad	Road 120	12th Concession A	Grey Highlands	Gravel	979	8	Yes	9	8757	Rural	50-199	53	10	4	44	Poor Condition			35	10	0	0	0	0	4	6	Rehabilitation	Partial Base Strengthening + Nominal Ditch/Shoulder Repair	\$324,009.00	\$37.00		
141	Not Evaluated	East Back Line	Melanchton-Artemesia Townline	Melanchton-Osprey Townline	Grey Highlands	Gravel	283	6.7	No	6.7	1938.3	Rural	50-199	114	20	6	50	Poor Condition			35	12	0	0	0	0	4	7	Rehabilitation	Partial Base Strengthening + Nominal Ditch/Shoulder Repair	\$0.00	\$37.00		
369	Not Evaluated	Eaves St	Pellissier St	Eugenia	Grey Highlands	Gravel	136	7	Yes	7	882	Semi-Urban	50-199	49	3	4	42	Poor Condition			35	10	0	0	0	0	4	5	Rehabilitation	Partial Base Strengthening + Nominal Ditch/Shoulder Repair	\$0.00	\$37.00		
515	Not Evaluated	Johnston's Sideroad	Grey Rd 32	Road 120	Grey Highlands	Gravel	2562	10	Yes	10	25620	Rural	50-199	74	47	4	46	Poor Condition			35	14	0	0	0	0	4	7	Rehabilitation	Partial Base Strengthening + Nominal Ditch/Shoulder Repair	\$0.00	\$37.00		
196	Not Evaluated	Melanchton-Osprey Townline	4th Line Melanchton	Road 67A	Grey Highlands - Melanchton	Gravel	692	8	Yes	8.25	5709	Rural	50-199	44	18	3	42	Poor Condition			35	10	0	0	0	0	4	6	Rehabilitation	Partial Base Strengthening + Nominal Ditch/Shoulder Repair	\$105,617.00	\$37.00		
454	Not Evaluated	Road 130	Highway 10	West End Cul-de-Sac	Grey Highlands	Gravel	2079	6.7	No	6.7	13929.3	Rural	50-199	87	53	5	48	Poor Condition			35	9	0	0	0	0	5	4	Rehabilitation	Partial Base Strengthening + Nominal Ditch/Shoulder Repair	\$0.00	\$37.00		
364	Evaluated	Pellissier St	Purdy Street	West End Cul-de-Sac	Grey Highlands	High Class Bituminous	67	6.7	Yes	8.7	580.9	Semi-Urban	50-199	49	47	13	4	44	Poor Condition		8	10	34	12	4	4	2	8	0	0	Resurfacing	HMA Overlay (40mm) + Patching + Nominal Shoulder Repair	\$17,487.00	\$30.00
458	Evaluated	3rd Concession	Road 55	Road 49	Grey Highlands	Gravel	2054	9	Yes	11	22594	Rural	50-199	97	22	5	50	Poor Condition			34	15	0	0	0	0	4	8	Rehabilitation	Partial Base Strengthening + Nominal shoulder/ditch repair	\$881,166.00	\$39.00		
717	Evaluated	Blue Jay Cres	Gros Beak Dr	Gros Beak Dr	Grey Highlands	Low Class Bituminous	1258	6.7	Yes	7.2	8428.6	Semi-Urban	50-199	125	N/A	5	52	Poor Condition		9	12	34	15	5	4	4	8	0	0	Resurfacing	HMA Overlay (40mm) + Patching + Nominal Shoulder Repair	\$252,858.00	\$30.00	
414	Evaluated	Blue Jay Cres	Gros Beak Dr	Grey Road 30	Grey Highlands	Low Class Bituminous	362	6.7	Yes	7.7	2425.4	Semi-Urban	50-199	125	N/A	5	52	Poor Condition		9	12	34	15	4	5	4	8	0	0	Resurfacing	HMA Overlay (40mm) + Patching + Nominal Shoulder Repair	\$272,762.00	\$30.00	
598	Evaluated	Cambois Rd	Main St	Main St	Grey Highlands	High Class Bituminous	7.1	7.1	Yes	7.1	1441.1	Rural	50-199	125	N/A	7	52	Poor Condition		5	14	34	15	2	3	6	8	0	0	Resurfacing	Pulverize + Granular A + 1 HMA (50mm)	\$54,953.00	\$30.00	
715	Evaluated	Gros Beak Dr	Sideroad 15	Blue Jay Cr	Grey Highlands	Low Class Bituminous	106	6.7	Yes	7.2	710.2	Semi-Urban	50-199	125	N/A	5	52	Poor Condition		9	12	34	15	4	5	4	8	0	0	Resurfacing	HMA Overlay (40mm) + Patching + Nominal Shoulder Repair	\$21,306.00	\$30.00	
716	Evaluated	Gros Beak Dr	Blue Jay Cr	Blue Jay Cr	Grey Highlands	Semi-Urban	210	6.7	Yes	7.2	1407	Semi-Urban	50-199	125	N/A	5	52	Poor Condition		9	12	34	15	5	4	4	8	0	0	Resurfacing	HMA Overlay (40mm) + Patching + Nominal Shoulder Repair	\$42,210.00	\$30.00	
602	Evaluated	Margaret Elizabeth Ave	Greyview Dr	Railway Heights	Markdale	High Class Bituminous	81	8.7	Yes	8.7	704.7	Rural	200-499	300	N/A	7	60	Fair Condition		11	12	34	15	6	5	4	8	0	0	Resurfacing	HMA Overlay (40mm) + Patching + Nominal Shoulder Repair	\$21,141.00	\$30.00	
380	Not Evaluated	8th Concession A	Lakehurst Sideroad	Grey Highlands	Grey Highlands	Gravel	438	7.5	Yes	7.74	6486.12	Rural	50-199	125	N/A	5	52	Poor Condition			34	12	0	0	0	0	0	5	6	Routine Maintenance	Total Base Replacement + Nominal Shoulder / Ditch Repair	\$3,967.00	\$0.55	
987	Not Evaluated	Euphrasia-St Vincent Townline	Deviation Rd	11th Line	Grey Highlands - Meaford	Gravel	593	8	Yes	8.5	5040.5	Rural	50-199	125	N/A	7	52	Poor Condition			34	10	0	0	0	0	4	7	Routine Maintenance	Total Base Replacement + Nominal Shoulder / Ditch Repair	\$1,386.00	\$0.55		
166	Not Evaluated	South Line B	Road 41A	Grey Highlands	Grey Highlands	Gravel	2043	8	Yes	9	18387	Rural	50-199	91	34	5	50	Poor Condition			33	10	0	0	0	0	5	5	Rehabilitation	Partial Base Strengthening + Nominal Ditch/Shoulder Repair	\$680,319.00	\$37.00		
574	Evaluated	"A" St	Toronto St N	West End	Markdale	High Class Bituminous	465	6.7	Yes	6.7	435.5	Rural	50-199	0	25	N/A	4	42	Poor Condition		7	10	33	15	4	3	7	0	0	Resurfacing	HMA Overlay (40mm) + Patching + Nominal Shoulder Repair	\$13,965.00	\$30.00	
633	Not Evaluated	12th Concession A	Grey Rd 32	2.0 km west of Grey Rd 32	Grey Highlands	High Class Bituminous	67	6.7	No	6.7	2771.8	Rural	50-199	125	N/A	5	52	Poor Condition		7	11	33	15	4	3	12	7	0	0	Resurfacing	HMA Overlay (40mm) + Patching + Nominal Shoulder Repair	\$83,214.00	\$30.00	
632	Not Evaluated	12th Concession A	15th St Rd	Road 110	Grey Highlands	Gravel	1722	9	Yes	9.5	16359	Rural	50-199	0	35	10	4	44	Poor Condition			33	10	0	0	0	0	4	6	Rehabilitation	Partial Base Strengthening + Nominal Ditch/Shoulder Repair	\$605,283.00	\$37.00	
183	Not Evaluated	5th Line Melanchton	Grey Road 9	Melanchton-Osprey Townline	Grey Highlands	Gravel	53	8	Yes	8.25	437.25	Rural	50-199	125	N/A	5	54	Poor Condition			33	10	0	0	0	0	5	7	Routine Maintenance	Total Base Replacement + Nominal Shoulder / Ditch Repair	\$120.00	\$0.55		
118	Not Evaluated	Artemesia St	Durham Rd A	Elin St	Priceville	Gravel	126	6	Yes	6	816	Semi-Urban	50-199	125	N/A	5	54	Poor Condition			33	9	0	0	0	0	6	4	Routine Maintenance	Maintenance Gravel + Calcium Chloride	\$0.00	\$0.55		
99	Not Evaluated	Artemesia St	Artemesia St	Artemesia St	Priceville	Semi-Urban	98	6.7	Yes	7	2819	Semi-Urban	50-199	125	N/A	6	54	Poor Condition			33	13	0	0	0	0	5	6	Routine Maintenance	Maintenance Gravel + Calcium Chloride	\$1,910.7	\$30.00		
324	Not Evaluated	Raglan St	Grey Road 13	Redan St	Eugenia	Gravel	184	8	Yes	8	1552	Semi-Urban	50-199	125	N/A	5	54	Poor Condition			33	14	0	0	0	0	5	7	Routine Maintenance	Maintenance Gravel + Calcium Chloride	\$0.00	\$0.55		
821	Not Evaluated	Shilcock Sideroad	Sideroad 7A	South End	Grey Highlands	Gravel	931	6	No	7	6517	Rural	50-199	0	25	N/A	5	42	Poor Condition			33	12	0	0	0	0	4	4	Rehabilitation	Partial Base Strengthening + Nominal Ditch/Shoulder Repair	\$241,129.00	\$37.00	
422	Evaluated	Hickory Lane	Valley Crescent	Valley Crescent	Grey Highlands	High Class Bituminous	518	6.7	Yes	7.2	3470.6	Semi-Urban	50-199	0	28	13	5	44	Poor Condition		5	12	32	7	2	3	8	0	0	Rehabilitation	Pulverize + Granular A + 1 HMA (20mm)	\$304,118.00	\$30.00	
253	Evaluated	North End	Bonnie Brae Pkwy	Highland Dr	Grey Highlands	High Class Bituminous	840	6	Yes	6	840	Semi-Urban	50-199	0	42	6	48	Poor Condition		6	11	32	14	3	5	6	0	0	Resurfacing	HMA Overlay (40mm) + Patching + Nominal Shoulder Repair	\$25,200.00	\$30.00		
729	Evaluated	Brewster Lake Road	Road 63	Brewster Lake Court	Grey Highlands	High Class Bituminous	172	6.7	Yes	7.7	1152.4	Semi-Urban	50-199	105	10	7	54	Poor Condition		8	12	32	15	4	4	6	0	0	Resurfacing	HMA Overlay (40mm) + Patching + Nominal Shoulder Repair	\$14,572.00	\$30.00		
440	Evaluated	Mark St W	Wellington Ave 5	Centre St	Markdale	High Class Bituminous	152	6.9	Yes	6.9	1048.8	Urban	50-199	125	N/A	7	56	Fair Condition		10	11	32	13	5	5	3	8	0	0	Resurfacing	Mill + 1 HMA (50mm)	\$23,073.60	\$22.00	
409	Evaluated	Sideroad 16A	Grey Highlands	Grey Highlands - Chatsworth	Grey Highlands	High Class Bituminous	1489	6.7	Yes	8.7	12453.3	Rural	50-199	478	18	4	66	Fair Condition		13	16	32	15	4	6	8	0	0	Preventive Maintenance	Total Base Replacement + Nominal Shoulder / Ditch Repair	\$429,320.00	\$40.00		
71	Not Evaluated	Artemesia-Glenelg Townline	Southline A	South End	Grey Highlands - West Grey	Gravel	493	5	No	5	2558	Rural	50-199	0	25	N/A	4	44	Poor Condition			32	7	0	0	0	0	5	3	Rehabilitation	Partial Base Strengthening + Nominal Ditch/Shoulder Repair	\$54,723.00	\$37.00	
122	Not Evaluated	Boar Farm Rd	Road 180	Road 180	Grey Highlands	Gravel	362	7	Yes	7	2534	Rural	50-199	0	25	N/A	4	44	Poor Condition			32	7	0	0	0	0	5	3	Rehabilitation	Partial Base Strengthening + Nominal Ditch/Shoulder Repair	\$0.00	\$37.00	
161	Not Evaluated	East Back Line	Sideroad 200	South Line B	Grey Highlands	Gravel	181	10	Yes	12	2172	Rural	50-199	61	28	6	50	Poor Condition			32	10	0	0	0	0	4	7	Rehabilitation	Partial Base Strengthening + Nominal Ditch/Shoulder Repair	\$80,364.00	\$37.00		
492	Not Evaluated	Osprey-The Blue Mountains Townline	3rd Line	Osprey-The Blue Mountains Townline	Grey Highlands - The Blue Mountains	Gravel	158	6.7	Yes	6.7	1850.5	Rural	50-199	125	N/A	5	52	Poor Condition			32	10	0	0	0	0	0	4	7	Rehabilitation	Partial Base Strengthening + Nominal Ditch/Shoulder Repair	\$34,416.00	\$37.00	
907	Not Evaluated	Sideroad 16C	7th Line	7th Line	Grey Highlands	Gravel	1581	6	No	6.5	10276.5	Rural	50-199	47	49	5	48	Poor Condition			32	10	0	0	0	0	0	4	7	Rehabilitation	Partial Base Strengthening + Nominal Ditch/Shoulder Repair	\$380,249.00	\$37.00	
79	Not Evaluated	Southgate Township Sideroad 71	Artemesia-Southgate Townline	Boar Farm Rd	Grey Highlands - Southgate	Gravel	476	7	Yes	7	3332	Rural	50-199	0	25	N/A	5	44	Poor Condition			32	12	0	0	0	0	4	5	Rehabilitation	Partial Base Strengthening + Nominal Ditch/Shoulder Repair	\$0.00	\$37.00	
123	Not Evaluated	Southline A	1.3 km east of Wilcox Lake Rd	4.1 km east of Wilcox Lake Rd	Grey Highlands	Gravel	1471	7	Yes	7	10257	Rural	50-199	0	25	N/A	4	44	Poor Condition			32	7	0	0	0	0	5	3	Rehabilitation	Partial Base Strengthening + Nominal Ditch/Shoulder Repair	\$0.00	\$37.00	
497	Evaluated	8th Concession B	Grey Road 45	Grey Road 45	Grey Highlands	High Class Bituminous	2264	6.7	Yes	8.7	16039.8	Rural	50-199	52	10	5	44	Poor Condition		10	17	31	15	4	6	8	0	0	Resurfacing	HMA Overlay (40mm) + Patching + Nominal Shoulder Repair	\$81,194.00	\$30.00		
648	Evaluated	Road 63	Grey Road 4	4th Concession B	Grey Highlands	High Class Bituminous	2060	6.7	Yes	8.7	13802	Rural	500-999	501	29	8	68	Fair Condition		11	15	31	15	6	5	7	8	0	0	Preventive Maintenance	Micro-Surfacing	\$110,416.00	\$8.00	
543	Evaluated	Lorne St	Wellington St	Wellington St	Markdale	High Class Bituminous	163	8.3	Yes	8.3	1352.9	Urban	500-999	641	11	6	70	Satisfactory Condition		14	15	31	14	6	5	8	10	0	0	Preventive Maintenance	Micro-Surfacing	\$10,823.20	\$8.00	
595	Not Evaluated	Blue Mountain Maples Road	Grey Rd 13																															

Appendix D - Road Improvement Prioritization for All Roads (Sorted by Priority Rating with Adjustments for OCR <= 40)

Municipal ID	Evaluation Status	Road Name	Name From	Name To	Community	Surface Material	Road Length (m)	Road Width (m)	Adequate Road Width	Platform Width (m)	Surface Area (m ²)	Roadside Environment	AADT Range	AADT	Road Traffic Percent	Ride Comfort Rating (RCR)	Overall Condition Rating (OCR)	OCR Class	Pavement Condition Rating (PCR)	Road Base Condition Rating (RBCR)	Priority Rating (PR)	Drainage Deficiency Rating (1-15)	Single / Random Racking	Distortion / Raveling / Surface Wear	Alligator Cracking (Incl. Pot Holes)	Wheel Track Rutting	Potholing / Breakup	Drainage / Ditching	Proposed Lifecycle Improvement	Proposed Improvement Type	Improvement Cost	Base Cost (m ³)	
100	Not Evaluated	Artemesia St	Kinross St	Torrey Street	Priceville	Gravel	110	5	No	5	550	Semi-Urban	0-49	11	14	6	54	Poor Condition			25	7	0	0	0	0	6	3	Routine Maintenance	Maintenance Gravel + Calcium Chloride	\$0.00	\$0.55	
262	Not Evaluated	Baseline	Irish Lake Road	Grey Highlands	Gravel	271	9.1	Yes	9.1	2466.1	Rural	0-49	3	N/A	7	52	Poor Condition			25	14	0	0	0	0	4	7	Routine Maintenance	Total Base Replacement + Nominal Shoulder / Ditch Repair	\$0.00	\$0.55		
80	Not Evaluated	Boar Farm Rd	Artemesia-Southgate Townline	North End	Grey Highlands	Gravel	747	6	No	6	4482	Rural	0-49	25	N/A	6	56	Fair Condition			25	8	0	0	0	0	6	4	Routine Maintenance	Total Base Replacement + Nominal Shoulder / Ditch Repair	\$0.00	\$0.55	
508	Not Evaluated	Johnston's Sideroad	Market Rd	East End	Grey Highlands	Gravel	233	7	Yes	7	1561	Rural	0-49	6	N/A	6	56	Fair Condition			25	7	0	0	0	0	6	4	Routine Maintenance	Total Base Replacement + Nominal Shoulder / Ditch Repair	\$0.00	\$0.55	
799	Not Evaluated	Osprey-Artemesia Townline	12th Concession	Fernwick Ln	Grey Highlands	Gravel	1025	7	Yes	7.5	7687.5	Rural	0-49	29	12	6	56	Fair Condition			25	12	0	0	0	0	5	7	Routine Maintenance	Total Base Replacement + Nominal Shoulder / Ditch Repair	\$4,228.00	\$0.55	
354	Not Evaluated	Redan St	Grey Road 13	Eugenia	Semi-Urban	Gravel	130	7	Yes	7	910	Semi-Urban	0-49	2	0	5	50	Poor Condition			25	12	0	0	0	0	4	8	Rehabilitation	2mm) + Nominal Base Strengthening + Nominal Ditch/Shoulder	\$0.00	\$90.00	
290	Not Evaluated	Road 41A	Grey Road 4	Grey Highlands	Gravel	1045	8	Yes	9	18405	Rural	50-199	104	20	6	64	Fair Condition			25	14	0	0	0	0	6	8	Routine Maintenance	Total Base Replacement + Nominal Shoulder / Ditch Repair	\$10,123.00	\$0.55		
419	Not Evaluated	10th Concession	8th Concession A	Grey Highlands	Gravel	2063	7	Yes	8	16488	Rural	50-199	284	3	7	60	Fair Condition			25	12	0	0	0	0	0	6	6	Routine Maintenance	Total Base Replacement + Nominal Shoulder / Ditch Repair	\$9,888.00	\$0.55	
793	Not Evaluated	Road 45	12 Concession B	Grey Highlands	Gravel	2063	7	Yes	8	16504	Rural	0-49	3	10	6	52	Poor Condition			25	12	0	0	0	0	0	5	5	Routine Maintenance	Total Base Replacement + Nominal Shoulder / Ditch Repair	\$9,077.00	\$0.55	
431	Not Evaluated	Sideroad 16A	Euphrasia-Holland Townline	Dead End	Grey Highlands	Gravel	1859	7	Yes	8	14872	Rural	0-49	39	28	6	58	Fair Condition			25	13	0	0	0	0	5	8	Routine Maintenance	Total Base Replacement + Nominal Shoulder / Ditch Repair	\$8,180.00	\$0.55	
949	Not Evaluated	Sideroad 22B	Grey Road 7	East End	Grey Highlands	Gravel	299	6	No	7	3283	Rural	0-49	25	N/A	5	56	Fair Condition			25	14	0	0	0	0	5	8	Routine Maintenance	Total Base Replacement + Nominal Shoulder / Ditch Repair	\$1,806.00	\$0.55	
744	Not Evaluated	William St	Grey Road 124	West End	Grey Road 124	Gravel	109	5	No	5.5	599.5	Semi-Urban	0-49	35	3	4	58	Fair Condition			25	15	0	0	0	0	5	10	Routine Maintenance	Maintenance Gravel + Calcium Chloride	\$165.00	\$0.55	
683	Evaluated	Lakeview Rd	Hightop Cr	South End	Grey Highlands	High Class Bituminous	468	6.7	Yes	7.7	1996.6	Semi-Urban	0-49	6	36	5	54	Poor Condition	10	12	24	15	6	4	4	8	0	0	Resurface	HMA Overlay (40mm) + Patching + Nominal Shoulder Repair	\$59,898.00	\$30.00	
347	Evaluated	Canrobert St	Inkerman St	Evans St	Eugenia	Low Class Bituminous	181	6.7	Yes	8.7	1212.7	Urban	0-49	14	15	7	56	Fair Condition	6	15	24	12	1	5	8	7	0	0	Resurface	HMA Overlay (40mm) + Patching + Nominal Shoulder Repair	\$36,381.00	\$30.00	
2	Evaluated	Beachell St	Collingwood St	Ellen St	Priceville	High Class Bituminous	101	9	Yes	9	909	Urban	50-199	128	0	7	66	Fair Condition	9	17	24	14	4	5	9	8	0	0	Resurface	Mill + 1 HMA (50mm)	\$19,988.00	\$27.00	
246	Evaluated	Elisabeth St	Toronto Road	Peter St	Fleisherton	High Class Bituminous	129	10	Yes	10	1290	Urban	200-499	284	3	7	72	Satisfactory Condition	14	15	24	15	7	7	8	7	0	0	Preventive Maintenance	Slurry Seal	\$5,160.00	\$4.00	
618	Evaluated	Grayview Drive	Stan Baker Blvd.	Greenview Lane	Markdale	High Class Bituminous	293	11.1	Yes	11.1	3252.3	Semi-Urban	200-499	300	N/A	8	72	Satisfactory Condition	12	16	24	12	5	7	8	8	0	0	Preventive Maintenance	Slurry Seal	\$13,009.20	\$4.00	
213	Not Evaluated	3rd Concession	East Back Line	Grey Highlands	Gravel	1322	10	Yes	10	13220	Rural	50-199	59	15	6	62	Fair Condition			24	12	0	0	0	0	0	6	7	Routine Maintenance	Total Base Replacement + Nominal Shoulder / Ditch Repair	\$0.00	\$0.55	
357	Not Evaluated	4th Concession B	Road 57B	0.2 km west of Road 63	Grey Highlands	Gravel	1858	9	Yes	11	20438	Rural	200-499	318	48	7	72	Satisfactory Condition	24	14	0	0	0	0	0	7	8	Routine Maintenance	Total Base Replacement + Nominal Shoulder / Ditch Repair	\$11,241.00	\$0.55		
125	Not Evaluated	Queen St	Princo St	Queen St	Priceville	Gravel	192	7	Yes	7	1526	Semi-Urban	50-199	125	N/A	6	66	Fair Condition			24	9	0	0	0	0	7	6	Routine Maintenance	Maintenance Gravel + Calcium Chloride	\$1,501.00	\$0.55	
662	Not Evaluated	Point Rd	South End Cul-de-Sac	Grey Highlands	Gravel	396	7.3	Yes	8.5	3366	Semi-Urban	50-199	120	17	6	66	Fair Condition			24	14	0	0	0	0	0	6	9	Routine Maintenance	Maintenance Gravel + Calcium Chloride	\$1,851.00	\$0.55	
395	Not Evaluated	Highway 10	West Back Line	Grey Highlands	Gravel	2045	9	Yes	9.5	19427.5	Rural	50-199	86	19	6	64	Fair Condition			24	14	0	0	0	0	0	6	8	Routine Maintenance	Total Base Replacement + Nominal Shoulder / Ditch Repair	\$10,685.00	\$0.55	
57	Not Evaluated	Road 140	West Back Line	Highway 10	Grey Highlands	Gravel	2247	6.7	No	7.2	16178.4	Rural	200-499	280	50	6	72	Satisfactory Condition			24	10	0	0	0	0	8	6	Routine Maintenance	Total Base Replacement + Nominal Shoulder / Ditch Repair	\$8,889.00	\$0.55	
371	Not Evaluated	Road 41A	Grey Road 4	1.0 km north of Grey Road 4	Grey Highlands	Gravel	1187	9	Yes	11	11807	Rural	200-499	78	7	74	Satisfactory Condition			24	12	0	0	0	0	0	7	6	Routine Maintenance	Total Base Replacement + Nominal Shoulder / Ditch Repair	\$6,133.00	\$0.55	
695	Not Evaluated	Grey Road 4	8th Concession B	Grey Highlands	Gravel	2089	8	Yes	8.5	17756.5	Rural	50-199	78	42	7	64	Fair Condition			24	12	0	0	0	0	0	6	7	Routine Maintenance	Total Base Replacement + Nominal Shoulder / Ditch Repair	\$9,766.00	\$0.55	
883	Not Evaluated	Sideroad 13A	Grey Road 12	9th Line	Grey Highlands	Gravel	2725	8	Yes	9	24525	Rural	0-49	36	10	5	60	Fair Condition			24	10	0	0	0	0	6	7	Routine Maintenance	Total Base Replacement + Nominal Shoulder / Ditch Repair	\$13,489.00	\$0.55	
681	Not Evaluated	Stanley Dr	Point Rd	West End	Grey Highlands	Gravel	657	8	Yes	8.25	3420.25	Semi-Urban	50-199	125	N/A	7	66	Fair Condition			24	13	0	0	0	0	6	8	Routine Maintenance	Maintenance Gravel + Calcium Chloride	\$2,981.00	\$0.55	
329	Not Evaluated	The Blue Mountains-Euphrasia Townline	Grey Road 119B	Grey Highlands - The Blue Mountains	Gravel	2049	148	23	6	68	50-199	145	24	15	6	68	Fair Condition			24	13	0	0	0	0	0	6	7	Routine Maintenance	Total Base Replacement + Nominal Shoulder / Ditch Repair	\$5,939.00	\$0.55	
151	Not Evaluated	Wilcox Lake Rd	Durham Rd B	Southline A	Grey Highlands	Gravel	2660	8	Yes	8	16480	Rural	0-49	27	6	5	58	Fair Condition			24	13	0	0	0	0	0	5	9	Routine Maintenance	Total Base Replacement + Nominal Shoulder / Ditch Repair	\$0.00	\$0.55
41	Evaluated	Cynthia St	Albert St	Priceville	Fleisherton	High Class Bituminous	123	6.7	Yes	8.7	824.1	Urban	0-49	10	18	8	56	Fair Condition	6	14	23	14	3	3	6	8	0	0	Resurface	Mill + 1 HMA (50mm)	\$18,130.20	\$22.00	
424	Evaluated	Young Dr	Brewster Lake Rd	8th Concession B	Grey Highlands	Gravel	185	6.7	Yes	7.7	1239.5	Urban	0-49	24	9	7	60	Fair Condition	9	14	23	15	4	5	6	8	0	0	Resurface	HMA Overlay (40mm) + Patching + Nominal Shoulder Repair	\$27,185.00	\$30.00	
153	Evaluated	Wilcox Lake Rd B	Wilcox Lake Rd	0.8 km north of Road 170	Grey Highlands	Gravel	1024	9	Yes	9	9240	Rural	50-199	125	N/A	7	68	Fair Condition			24	15	0	0	0	0	7	9	Routine Maintenance	Maintenance Gravel + Calcium Chloride	\$4,856.11	\$0.55	
240	Evaluated	Hill St	Durham Rd	Spring St	Fleisherton	High Class Bituminous	166	6.7	Yes	6.7	1112.2	Urban	50-199	167	5	7	70	Satisfactory Condition	11	17	23	9	5	6	8	9	0	0	Preventive Maintenance	Slurry Seal	\$4,448.80	\$4.00	
913	Not Evaluated	3rd Line B	Grey Road 13	End	Grey Highlands	Gravel	1361	8	Yes	10	13610	Rural	0-49	23	16	6	60	Fair Condition			23	10	0	0	0	0	6	6	Routine Maintenance	Total Base Replacement + Nominal Shoulder / Ditch Repair	\$7,486.00	\$0.55	
1403	Not Evaluated	Old Mill Road	Grey Road 10	Old Mill Road	Grey Highlands	Gravel	866	8	Yes	10	8666	Rural	0-49	60	16	6	66	Fair Condition			23	15	0	0	0	0	6	6	Routine Maintenance	Total Base Replacement + Nominal Shoulder / Ditch Repair	\$4,923.00	\$0.55	
501	Not Evaluated	Aspen Grove	Johnston's Sideroad	South End Cul-de-Sac	Grey Highlands	Gravel	201	7	Yes	7	1407	Semi-Urban	0-49	25	N/A	6	60	Fair Condition			23	12	0	0	0	0	0	6	8	Routine Maintenance	Maintenance Gravel + Calcium Chloride	\$0.00	\$0.55
130	Not Evaluated	Durham Rd A	Grey Road 4	Grey Highlands	Gravel	150	5	No	5	750	Rural	0-49	25	N/A	6	60	Fair Condition			23	10	0	0	0	0	0	6	6	Routine Maintenance	Total Base Replacement + Nominal Shoulder / Ditch Repair	\$0.00	\$0.55	
137	Not Evaluated	Durham Rd B	Grey Road 4	Grey Highlands	Gravel	2326	7.5	Yes	8	18608	Rural	50-199	51	26	6	62	Fair Condition			23	12	0	0	0	0	0	6	7	Routine Maintenance	Total Base Replacement + Nominal Shoulder / Ditch Repair	\$10,234.00	\$0.55	
117	Not Evaluated	Princo St	Princo St	Princo St	Priceville	Semi-Urban	149	6	Yes	6	849	Semi-Urban	50-199	125	N/A	7	68	Fair Condition			23	10	0	0	0	0	0	6	8	Routine Maintenance	Maintenance Gravel + Calcium Chloride	\$0.00	\$0.55
268	Not Evaluated	Greenery Lane	Grey Road 4	Grey Highlands	Gravel	422	8	Yes	8.24	3477.28	Rural	0-49	3	0	5	54	Poor Condition			23	12	0	0	0	0	0	5	7	Routine Maintenance	Total Base Replacement + Nominal Shoulder / Ditch Repair	\$1,912.00	\$0.55	
551	Not Evaluated	Osprey-Artemesia Townline	0.7 km south of 3rd Concession A	Grey Highlands	Gravel	299	6	No	6	1794	Rural	0-49	4	3	7	56	Fair Condition			23	7	0	0	0	0	0	6	3	Routine Maintenance	Total Base Replacement + Nominal Shoulder / Ditch Repair	\$0.00	\$0.55	
553	Not Evaluated	Osprey-Artemesia Townline	8th Concession A	0.7 km south of 8th Concession A	Grey Highlands	Gravel	697	6	No	6	4182	Rural	0-49	4	3	7	56	Fair Condition			23	7	0	0	0	0	0	6	3	Routine Maintenance	Total Base Replacement + Nominal Shoulder / Ditch Repair	\$0.00	\$0.55
407	Not Evaluated	Grey Road 13	Redan St	Grey Highlands	Gravel	7	7	Yes	7	1519	Semi-Urban	0-49	34	8	6	60	Fair Condition			23	13	0	0	0	0	0	6	7	Routine Maintenance	Total Base Replacement + Nominal Shoulder / Ditch Repair	\$0.00	\$0.55	
226	Not Evaluated	Road 170	Sideroad 30	East Back Line	Grey Highlands	Gravel	1035	10	Yes	10.5	10867.5	Rural	0-49	37	29	6	62	Fair Condition			23	12	0	0	0	0	0	6	7	Routine Maintenance	Total Base Replacement + Nominal Shoulder / Ditch Repair	\$5,977.00	\$0.55
493	Not Evaluated	Sideroad 13A	7th Line	East End Cul-de-Sac	Grey Highlands	Gravel	1994	7	Yes	7.5	10455	Rural	0-49	29	26	7	60	Fair Condition			23	14	0	0	0	0	0	5	8	Routine Maintenance	Total Base Replacement + Nominal Shoulder / Ditch Repair	\$5,750.00	\$0.55
905	Not Evaluated	Sideroad 19	Euphrasia-Holland Townline	Grey Road 12	Grey Highlands	Gravel	2805	8	Yes	10	28500	Rural	50-199	62	19	6	64	Fair Condition			23	12	0	0	0	0	0	6	8	Routine Maintenance	Total Base Replacement + Nominal Shoulder / Ditch Repair	\$15,428.00	\$0.55
842	Not Evaluated	Euphrasia-Holland Townline	13th Line	Grey Highlands	Gravel	2650	9	Yes	9	26500	Rural	200-499	292	57	7	74	Satisfactory Condition			23	15	0	0	0	0	0	7	9	Routine Maintenance	Total Base Replacement + Nominal Shoulder / Ditch Repair	\$14,088.00	\$0.55	
874	Not Evaluated	Sideroad 7C	The Blue Mountains-Euphrasia Townline	West End	Grey Highlands	Gravel	881	7	Yes	8	7048	Rural	0-49	25	N/A	6	60																

Appendix D - Road Improvement Prioritization for All Roads (Sorted by Priority Rating with Adjustments for OCR <= 40)

Municipal ID	Evaluation Status	Road Name	Name From	Name To	Community	Surface Material	Road Length (m)	Road Width (m)	Adequate Road Width	Platform Width (m)	Surface Area (m ²)	Roadside Environment	AADT Range	AADT	Truck Traffic Percent	Ride Comfort Rating (RCR)	Overall Condition Rating (OCR)	OCR Class	Pavement Condition Rating (PCR)	Road Base Condition Rating (RCR)	Priority Rating (PR)	Drainage Deficiency Rating (1-15)	Single / Random Racking	Distortion / Raveling / Surface Wear	Alligator Cracking (Incl. Potting)	Wheel Tracking Rutting	Potholing / Breakup	Drainage / Ditching	Proposed Lifecycle Improvement	Proposed Improvement Type	Improvement Cost	Base Cost (m ³)			
282	Not Evaluated	Road 49	3rd Concession	4th Concession	Grey Highlands	Gravel	2059	9	Yes	11	22649	Rural	50-199	93	24	7	72	Satisfactory Condition			19	12	0	0	0	0	7	8	Routine Maintenance	Total Base Replacement + Nominal Shoulder / Ditch Repair	\$12,457.00	\$0.55			
817	Not Evaluated	Sideroad 10A	Grey Road 12	West End Cul-de-Sac	Grey Highlands	Gravel	841	5	No	6	5046	Rural	0-49	22	42	6	66	Fair Condition			19	14	0	0	0	0	7	6	Routine Maintenance	Total Base Replacement + Nominal Shoulder / Ditch Repair	\$2,775.00	\$0.55			
76	Not Evaluated	Southline A	Collie O's Sideroad	Grey Road 14	Grey Highlands	Gravel	2032	9	Yes	9.5	19304	Rural	50-199	69	8	7	70	Satisfactory Condition			19	12	0	0	0	0	7	7	Routine Maintenance	Total Base Replacement + Nominal Shoulder / Ditch Repair	\$10,617.00	\$0.55			
629	Not Evaluated	Wiles Lane	Sideroad 25	West End	Grey Highlands	Gravel	438	7.5	Yes	8	3504	Semi-Urban	200-499	235	N/A	7	74	Satisfactory Condition			19	14	0	0	0	0	7	9	Routine Maintenance	Total Base Replacement + Calcium Chloride	\$1,017.00	\$0.55			
254	Evaluated	Elizabeth St	Peter St	Mary St	Fleisherton	High Class Bituminous	147	6.7	Yes	8.7	984.9	Semi-Urban	0-49	9	3	7	66	Fair Condition		11	15	18	15	5	6	6	9	0	0	Preventive Maintenance	Slurry Seal	\$33,939.60	\$4.00		
682	Evaluated	Highpoint Cres	Lakeview Rd	Road 63	Grey Highlands	High Class Bituminous	752	6.7	Yes	8.7	5038.4	Semi-Urban	0-49	11	13	8	66	Fair Condition		10	15	18	15	5	5	6	9	0	0	Resurface	HMA Overlay (40mm) + Patching + Nominal Shoulder Repair	\$151,152.00	\$30.00		
844	Evaluated	Euphrasia-Holland Townline	3.0 km north of East Back Line	East Back Line	Grey Highlands	High Class Bituminous	2981	6.7	No	8.7	19972.7	Rural	200-499	260	4	7	78	Satisfactory Condition		15	17	18	15	6	9	10	7	0	0	Preventive Maintenance	Slurry Seal	\$79,890.80	\$4.00		
800	Evaluated	10th Concession	Road 57C	Road 63	Grey Highlands	High Class Bituminous	2063	6.7	No	7	13808.7	Rural	200-499	374	12	8	80	Satisfactory Condition		14	18	18	15	6	8	9	9	0	0	Preventive Maintenance	Slurry Seal	\$55,234.80	\$4.00		
857	Evaluated	7th Line	Sideroad 10B	Sideroad 13 A	Grey Highlands	High Class Bituminous	1871	6.7	No	7.2	12535.7	Rural	200-499	401	20	8	80	Satisfactory Condition		14	18	18	15	6	8	9	9	0	0	Preventive Maintenance	Slurry Seal	\$50,142.80	\$4.00		
904	Evaluated	7th Line	Sideroad 16C	Sideroad 10B	Grey Highlands	High Class Bituminous	1827	6.7	No	8.7	12240.9	Rural	200-499	415	15	8	80	Satisfactory Condition		13	19	18	15	6	7	10	9	0	0	Preventive Maintenance	Slurry Seal	\$48,963.60	\$4.00		
228	Evaluated	Campbell St	Toronto Rd	Hill St	Fleisherton	High Class Bituminous	111	9	Yes	9	999	Urban	200-499	396	20	8	80	Satisfactory Condition		14	18	18	15	6	8	10	8	0	0	Preventive Maintenance	Micro-Surfacing	\$7,592.00	\$8.00		
977	Not Evaluated	11th Line	Collingwood St	Deviation Rd	Grey Highlands	Gravel	1216	7	Yes	7.5	9270	Rural	0-49	36	13	6	70	Satisfactory Condition										8	Routine Maintenance	Total Base Replacement + Nominal Shoulder / Ditch Repair	\$5,099.00	\$0.55			
973	Not Evaluated	4th Line B	Sideroad 25	Sideroad 13 A	Grey Highlands	Gravel	1169	5	No	5.5	6429.5	Urban	0-49	25	N/A	7	68	Fair Condition				18	13	0	0	0	0	7	6	Routine Maintenance	Total Base Replacement + Nominal Shoulder / Ditch Repair	\$5,537.00	\$0.55		
284	Not Evaluated	Osprey-Artemesia Townline	Grey Road 4	1.06 km south of Grey Road 4	Grey Highlands	Gravel	1059	10	Yes	11	11649	Rural	0-49	6	28	6	66	Fair Condition				18	14	0	0	0	0	6	9	Routine Maintenance	Total Base Replacement + Nominal Shoulder / Ditch Repair	\$6,407.00	\$0.55		
342	Not Evaluated	Raglan St	Kimburn St	Inkerman St	Eugenia	Gravel	409	8	Yes	8	3224	Semi-Urban	0-49	3	4	6	64	Fair Condition				18	10	0	0	0	0	7	5	Routine Maintenance	Maintenance Gravel + Calcium Chloride	\$0.00	\$0.55		
397	Not Evaluated	Rowan St	Park St	Zouave St	Fugenia	Gravel	137	6	Yes	6	767	Semi-Urban	0-49	3	0	6	64	Fair Condition									0	7	5	Routine Maintenance	Maintenance Gravel + Calcium Chloride	\$0.00	\$0.55		
211	Not Evaluated	Road 140	West Back Line	Base Line	Grey Highlands	Gravel	1008	7	Yes	7.24	7297.92	Rural	0-49	18	20	6	68	Fair Condition				18	12	0	0	0	0	7	7	Routine Maintenance	Total Base Replacement + Nominal Shoulder / Ditch Repair	\$4,014.00	\$0.55		
919	Not Evaluated	Sideroad 19	7th Line	Grey Road 13	Grey Highlands	Gravel	2752	9	Yes	11	30272	Rural	0-49	28	29	8	68	Satisfactory Condition				18	12	0	0	0	0	6	8	Routine Maintenance	Total Base Replacement + Nominal Shoulder / Ditch Repair	\$16,650.00	\$0.55		
45	Evaluated	3rd Concession	35 Sideroad	Road 41A	Grey Highlands	Gravel	4091	8	Yes	10	40910	Rural	50-199	127	30	8	76	Satisfactory Condition									0	7	9	Routine Maintenance	Maintenance Gravel + Calcium Chloride	\$22,500.50	\$0.55		
34	Not Evaluated	Collingwood St	Ellen St	Victoria St	Grey Highlands	Gravel	99	6.7	Yes	8.7	76	Semi-Urban	0-49	3	0	6	64	Fair Condition		13	17	17	15	6	7	9	8	0	0	Preventive Maintenance	Slurry Seal	\$2,653.00	\$4.00		
361	Evaluated	4th Concession B	0.2 km west of Road 63	Road 63	Grey Highlands	Low Class Bituminous	209	6.7	No	8.7	1380.2	Rural	200-499	318	48	8	80	Satisfactory Condition		16	16	17	15	8	8	7	9	0	0	Preventive Maintenance	Slurry Seal	\$5,520.80	\$4.00		
748	Evaluated	Bowles Bluff Rd	7th Line	Windy Ln Dr	Grey Highlands	Low Class Bituminous	572	6.7	Yes	7.7	3832.4	Rural	200-499	304	28	8	80	Satisfactory Condition		14	18	17	15	7	7	9	9	0	0	Preventive Maintenance	Slurry Seal	\$15,329.60	\$4.00		
217	Evaluated	Campbell St	Alice Street	West End	Fleisherton	High Class Bituminous	151	8	Yes	9	1359	Urban	200-499	300	N/A	8	80	Satisfactory Condition		14	18	17	15	7	7	9	9	0	0	Preventive Maintenance	Micro-Surfacing	\$10,872.00	\$8.00		
760	Evaluated	Euphrasia-Holland Townline	East Back Line	Sideroad 4A	Grey Highlands	High Class Bituminous	904	6.7	No	8.7	6056.8	Rural	200-499	260	4	8	80	Satisfactory Condition		15	17	17	15	6	9	10	7	0	0	Preventive Maintenance	Slurry Seal	\$24,336.40	\$4.00		
530	Evaluated	8th Concession	Osprey-Artemesia Townline	Sideroad 35	Grey Highlands	High Class Bituminous	2036	6.7	No	7.7	13641.2	Rural	200-499	435	11	8	82	Satisfactory Condition			19	17	15	6	8	10	9	0	0	Preventive Maintenance	Slurry Seal	\$54,564.80	\$4.00		
663	Not Evaluated	35 Sideroad	Lakeshore Blvd.	Penny Ln	Grey Highlands	Gravel	306	7	Yes	7.5	2295	Rural	50-199	125	N/A	7	76	Satisfactory Condition				17	14	0	0	0	0	7	10	Routine Maintenance	Total Base Replacement + Nominal Shoulder / Ditch Repair	\$1,262.00	\$0.55		
670	Not Evaluated	35 Sideroad	Penny Ln	Valley Ridge	Grey Highlands	Gravel	153	7	Yes	7.5	1147.5	Rural	50-199	125	N/A	7	76	Satisfactory Condition				17	14	0	0	0	0	7	10	Routine Maintenance	Total Base Replacement + Nominal Shoulder / Ditch Repair	\$631.00	\$0.55		
638	Not Evaluated	8th Concession B	West End	Grey Road 2	Grey Highlands	Gravel	153	7	Yes	7.5	1147.5	Rural	50-199	125	N/A	7	76	Satisfactory Condition				17	14	0	0	0	0	7	10	Routine Maintenance	Total Base Replacement + Nominal Shoulder / Ditch Repair	\$1,005.00	\$0.55		
201	Not Evaluated	Baseline	Road 140	4th Concession	Grey Highlands	Gravel	170	7	Yes	7	1190	Rural	0-49	9	13	6	68	Fair Condition				17	10	0	0	0	0	7	7	Routine Maintenance	Total Base Replacement + Nominal Shoulder / Ditch Repair	\$0.00	\$0.55		
114	Not Evaluated	Durham Rd A	Dead End	Priceville	Priceville	Gravel	146	7	Yes	7	1022	Semi-Urban	0-49	25	N/A	7	70	Satisfactory Condition				17	12	0	0	0	0	7	7	Routine Maintenance	Maintenance Gravel + Calcium Chloride	\$0.00	\$0.55		
108	Not Evaluated	Durham Road A	Queen St B	Price St	Priceville	Gravel	204	6	Yes	6	1224	Semi-Urban	50-199	24	16	8	72	Satisfactory Condition				17	9	0	0	0	0	8	4	Routine Maintenance	Maintenance Gravel + Calcium Chloride	\$0.00	\$0.55		
124	Not Evaluated	Queen St	Artemesia-Glenegly Townline	James St	Priceville	Gravel	124	5	Yes	7	1561	Semi-Urban	50-199	124	N/A	8	76	Satisfactory Condition									0	8	6	Routine Maintenance	Maintenance Gravel + Calcium Chloride	\$0.00	\$0.55		
442	Not Evaluated	Melanchon-Opsey Townline	6th Line NE	220 Sideroad	Grey Highlands - Melanchon	Gravel	782	8	Yes	8.5	6647	Rural	50-199	125	N/A	7	76	Satisfactory Condition				15	17	16	12	7	8	9	0	0	Preventive Maintenance	Micro-Surfacing	\$14,828.00	\$0.55	
450	Not Evaluated	Melanchon-Opsey Townline	0.36 km west of Grey Road 9	6th Line NE	Grey Highlands - Melanchon	Gravel	2458	8	Yes	9	23122	Rural	50-199	125	N/A	7	76	Satisfactory Condition				17	15	0	0	0	0	7	10	Routine Maintenance	Total Base Replacement + Nominal Shoulder / Ditch Repair	\$6,084.00	\$0.55		
181	Not Evaluated	Grey Road 13	Polkton Street	Grey Road 4	Grey Highlands	Gravel	144	7	Yes	7	1008	Semi-Urban	0-49	25	N/A	7	70	Satisfactory Condition									0	7	7	Routine Maintenance	Maintenance Gravel + Calcium Chloride	\$0.00	\$0.55		
113	Not Evaluated	River St	Durham Rd A	Priceville	Priceville	Gravel	201	7	Yes	7	1407	Semi-Urban	0-49	25	N/A	7	70	Satisfactory Condition									0	7	7	Routine Maintenance	Maintenance Gravel + Calcium Chloride	\$0.00	\$0.55		
909	Not Evaluated	The Blue Mountains-Euphrasia Townline	Fox Ridge Rd	Sideroad 13B	Grey Highlands - The Blue Mountains	Gravel	1027	9	Yes	11	11297	Rural	50-199	125	N/A	7	76	Satisfactory Condition									0	7	10	Routine Maintenance	Total Base Replacement + Nominal Shoulder / Ditch Repair	\$3,107.00	\$0.55		
144	Evaluated	Durham Rd B	Road 170	South End	Grey Highlands	Low Class Bituminous	79	6	No	7	474	Rural	0-49	25	N/A	8	72	Satisfactory Condition				13	15	16	15	7	6	7	8	0	0	Preventive Maintenance	Slurry Seal	\$1,896.00	\$4.00
872	Evaluated	Opsey-Clearview Townline	Eagle Crescent	Grey Road 11	Grey Highlands	High Class Bituminous	672	6.7	Yes	8.7	6512.4	Rural	50-199	247	3	7	78	Satisfactory Condition				13	17	16	15	7	8	9	0	0	Preventive Maintenance	Slurry Seal	\$9,426.80	\$4.00	
273	Evaluated	4th Concession B	Sideroad 35	Osprey-Artemesia Townline	Grey Highlands	Low Class Bituminous	2045	6.7	No	8.7	13703.5	Rural	50-199	130	21	9	78	Satisfactory Condition				15	16	15	12	8	7	6	9	0	0	Preventive Maintenance	Slurry Seal	\$54,806.00	\$4.00
222	Evaluated	Campbell St	Hill Street	Alice Street	Fleisherton	High Class Bituminous	99	13	Yes	13	1287	Urban	50-199	119	6	7	78	Satisfactory Condition				15	17	16	12	7	8	8	9	0	0	Preventive Maintenance	Micro-Surfacing	\$10,296.00	\$8.00
130	Evaluated	Saugen St	Queen St	Priceville	Priceville	High Class Bituminous	213	10	Yes	12	2130	Semi-Urban	50-199	125	N/A	8	78	Satisfactory Condition				13	18	16	12	6	7	9	9	0	0	Preventive Maintenance	Slurry Seal	\$8,320.00	\$4.00
580	Evaluated	Marion St	Market St	Priceville	Priceville	High Class Bituminous	125	13	Yes	13	1287	Urban	50-199	125	N/A	8	78	Satisfactory Condition				14	17	16	15	7	8	9	0	0	Preventive Maintenance	Micro-Surfacing	\$8,384.00	\$4.00	
279	Evaluated	3rd Concession	Road 63	Road 57B	Grey Highlands	Gravel	2069	9	Yes	11	22759	Rural	50-199	190	54	7	80	Satisfactory Condition									0	8	9	Routine Maintenance	Maintenance Gravel + Calcium Chloride	\$12,517.45	\$0.55		
372	Evaluated	4th Concession B	Road 63	0.35 km west of Road 63	Grey Highlands	Low Class Bituminous	335	6.7	Yes	8.7	2244.5	Rural	200-499	205	44	8	80	Satisfactory Condition				16	16	16	15	8	8	7	9	0	0	Preventive Maintenance	Slurry Seal	\$8,978.00	\$4.00
806	Evaluated	Sideroad 7A	7th Line	0.1 km west of 7th Line	Grey Highlands	Low Class Bituminous	104	6.7	No	7.2	696.8	Rural	200-499	305	6	9	82	Satisfactory Condition				14	18	16	15	8	6	9	9	0	0	Preventive Maintenance	Slurry Seal	\$2,787.20	\$4.00
943	Not Evaluated	Sideroad 21	Sideroad 21 A	Sideroad 21	Grey Highlands	Gravel	1748	9	Yes	9.5	17489	Rural	50-199	102																					

Appendix D - Road Improvement Prioritization for All Roads (Sorted by Priority Rating with Adjustments for OCR <= 40)

Municipal ID	Evaluation Status	Road Name	Name From	Name To	Community	Surface Material	Road Length (m)	Road Width (m)	Adequate Road Width	Platform Width (m)	Surface Area (m ²)	Roadside Environment	AADT Range	AADT	Truck Traffic Percent	Ride Comfort Rating (RCR)	Overall Condition Rating (OCR)	OCR Class	Pavement Condition Rating (PCR)	Road Base Condition Rating (RBCR)	Priority Rating (PR)	Drainage Deficiency Rating (1-15)	Single / Random Cracking	Distortion / Raveling / Surface Wear	Alligator Cracking (Incl. Pot-Holing)	Wheel Track Rutting	Potholing / Breakup	Drainage / Ditching	Proposed Lifecycle Improvement	Proposed Improvement Type	Improvement Cost	Base Cost (m ³)
376	Evaluated	Pelissier St	Inkerman St	Evans St	Eugenia	High Class Bituminous	179	6.7	Yes	8.7	1199.3	Semi-Urban	200-499	351	4	9	88	Good Condition	16	19	11	12	8	8	10	9	0	0	Routine Maintenance	Crack Sealing	\$899.48	\$0.75
157	Evaluated	West Back Line	Road 180	1060m South of Road 170 (Bridge)	Grey Highlands	Low Class Bituminous	991	10	Yes	10	9910	Rural	200-499	383	24	9	88	Good Condition	16	19	11	0	8	8	10	9	0	0	Routine Maintenance	Crack Sealing	\$7,432.50	\$0.75
938	Evaluated	Sideroad 22B	7th Line		Grey Highlands	Low Class Bituminous	2728	6.7	No	8.7	18277.6	Rural	500-999	990	18	9	90	Good Condition	17	19	11	15	8	9	10	9	0	0	Routine Maintenance	Crack Sealing	\$50.00	\$0.00
450	Not Evaluated	4th Concession B	0.83 km east of Grey-Artemesia Townline	0.62 km west of Road 41A	Grey Highlands	Gravel	589	6	Yes	11	6479	Rural	0-49	21	8	80	Satisfactory Condition	14	11	12	0	0	0	0	8	8	Routine Maintenance	Total Base Replacement + Nominal Shoulder / Ditch Repair	\$3,463.00	\$0.55		
822	Not Evaluated	Osprey-The Blue Mountains Townline	Grey Road 2		Grey Highlands - The Blue Mountains	Gravel	1501	7	Yes	7.5	11257.5	Rural	0-49	25	N/A	8	80	Satisfactory Condition	16	19	11	12	0	0	0	0	8	8	Routine Maintenance	Total Base Replacement + Nominal Shoulder / Ditch Repair	\$3,096.00	\$0.55
795	Not Evaluated	Sideroad 4A	9th Line	7th Line	Grey Highlands	Gravel	2756	7	Yes	8	22048	Rural	0-49	34	8	9	82	Satisfactory Condition	11	14	0	0	0	0	0	8	8	Routine Maintenance	Total Base Replacement + Nominal Shoulder / Ditch Repair	\$12,126.00	\$0.55	
430	Not Evaluated	Sideroad 7A	9th Line	Grey Road 12	Grey Highlands	Gravel	2751	9	Yes	10	27510	Rural	0-49	49	20	7	82	Satisfactory Condition	11	14	0	0	0	0	0	8	7	Routine Maintenance	Total Base Replacement + Nominal Shoulder / Ditch Repair	\$15,131.00	\$0.55	
131	Evaluated	Princes St	Saugen St	James St	Priceville	High Class Bituminous	119	10	Yes	13	1190	Semi-Urban	0-49	2	7	8	80	Satisfactory Condition	14	18	10	12	7	7	9	9	0	0	Preventive Maintenance	Crack Sealing	\$4,760.00	\$4.00
491	Evaluated	9th Line	Sideroad 7A	Sideroad 4A	Grey Highlands	Gravel	1894	8	Yes	9	17046	Rural	50-199	103	24	8	86	Good Condition	10	10	13	0	0	0	0	9	8	Routine Maintenance	Maintenance Gravel + Calcium Chloride	\$9,375.30	\$0.55	
521	Evaluated	Clughton St	Uplands Dr	South End	Markdale	High Class Bituminous	153	8.6	Yes	8.6	1315.8	Urban	50-199	125	N/A	8	86	Good Condition	15	20	10	15	8	7	10	10	0	0	Routine Maintenance	Crack Sealing	\$986.85	\$0.75
19	Evaluated	East Back Line	Centre Line A	Centre Line A	Grey Highlands	High Class Bituminous	581	6.7	No	8.7	3892.7	Rural	50-199	94	36	8	86	Good Condition	16	19	10	15	8	8	10	9	0	0	Routine Maintenance	Crack Sealing	\$2,919.53	\$0.75
106	Evaluated	Kincardine St	Princes St	Artemesia St	Priceville	High Class Bituminous	182	8	Yes	8	1456	Semi-Urban	50-199	95	4	9	86	Good Condition	16	18	10	15	8	8	9	9	0	0	Preventive Maintenance	Slurry Seal	\$5,834.00	\$4.00
621	Evaluated	Lawler Dr	Main St E	Brackenbury St	Markdale	High Class Bituminous	90	7.4	Yes	7.4	666	Semi-Urban	50-199	125	N/A	9	86	Good Condition	16	18	10	15	8	8	9	9	0	0	Preventive Maintenance	Slurry Seal	\$2,664.00	\$4.00
349	Evaluated	Road 45	Charles Street	0.14 km north of Charles Street	Grey Highlands	High Class Bituminous	149	6.7	No	8.7	998.3	Rural	50-199	115	23	9	86	Good Condition	16	18	10	15	8	8	9	9	0	0	Preventive Maintenance	Slurry Seal	\$3,993.20	\$4.00
389	Evaluated	Scotland St	Iola St	Main St W	Markdale	High Class Bituminous	101	7.6	Yes	9.6	767.5	Semi-Urban	50-199	125	N/A	7	86	Good Condition	19	17	10	7	10	9	7	10	0	0	Preventive Maintenance	Slurry Seal	\$3,070.40	\$4.00
520	Evaluated	Sideroad 16C	Sideroad 19	Grey Highlands	Grey Highlands	High Class Bituminous	1869	6.7	No	8.7	12522.3	Rural	200-499	321	9	9	88	Good Condition	16	19	10	15	8	8	10	9	0	0	Routine Maintenance	Crack Sealing	\$9,391.71	\$0.75
601	Evaluated	Fairway Heights	Toronto St N	Margaret Elizabeth Ave	Markdale	High Class Bituminous	116	7.9	Yes	7.9	916.4	Urban	200-499	300	N/A	9	88	Good Condition	16	19	10	15	8	8	10	9	0	0	Routine Maintenance	Crack Sealing	\$687.30	\$0.75
618	Evaluated	Grayview Drive	George St	Mullin Dr	Markdale	High Class Bituminous	113	11.1	Yes	11.1	1254.3	Semi-Urban	200-499	300	N/A	9	88	Good Condition	15	20	10	12	7	8	10	10	0	0	Routine Maintenance	Crack Sealing	\$940.73	\$0.75
334	Evaluated	Inkerman St	Haglan St	Napoleon St	Eugenia	High Class Bituminous	127	6.7	Yes	8.7	850.9	Semi-Urban	200-499	243	5	9	88	Good Condition	16	19	10	12	8	8	10	9	0	0	Routine Maintenance	Crack Sealing	\$638.18	\$0.75
348	Evaluated	Inkerman St	Raglan St	Ennabert St	Eugenia	High Class Bituminous	254	6.7	Yes	8.7	871	Semi-Urban	200-499	243	6	9	88	Good Condition	16	19	10	12	8	8	10	9	0	0	Routine Maintenance	Crack Sealing	\$653.25	\$0.75
368	Evaluated	Pelissier St	Grey Road 13	Eugenia	Grey Highlands	High Class Bituminous	140	6.7	Yes	8.7	938	Semi-Urban	200-499	280	6	9	88	Good Condition	16	19	10	12	8	8	10	9	0	0	Routine Maintenance	Crack Sealing	\$703.50	\$0.75
352	Evaluated	35 Sideroad	Grey Road 4	8th Concession	Grey Highlands	High Class Bituminous	2051	6.7	No	8.7	13741.7	Rural	500-999	507	10	9	90	Good Condition	17	19	10	15	8	9	10	9	0	0	Routine Maintenance	Crack Sealing	\$10,306.28	\$0.75
796	Evaluated	7th Line	Sideroad 4A	Grey Road 30	Grey Highlands	High Class Bituminous	1851	6.7	No	7.7	12403.7	Rural	500-999	520	23	9	90	Good Condition	17	19	10	15	8	9	10	9	0	0	Routine Maintenance	Crack Sealing	\$9,391.28	\$0.75
354	Evaluated	Sideroad 30	MacDonalds Rd	Grey Highlands	Grey Highlands	High Class Bituminous	254	6.7	No	8.7	1701.8	Rural	50-199	663	N/A	9	88	Good Condition	17	19	10	12	8	8	10	9	0	0	Routine Maintenance	Crack Sealing	\$1,912.85	\$0.75
402	Evaluated	Argyle St	Iola St	Carvan St W	Markdale	High Class Bituminous	83	11.3	Yes	11.3	937.9	Urban	1000-1999	1500	N/A	9	92	Good Condition	17	20	10	15	8	9	10	10	0	0	Routine Maintenance	Crack Sealing	\$703.43	\$0.75
561	Evaluated	Carvan St W	Toronto St N	Cargan St	Markdale	High Class Bituminous	128	57	Yes	57	7296	Urban	1000-1999	1260	18	9	92	Good Condition	17	20	10	15	8	9	10	10	0	0	Routine Maintenance	Crack Sealing	\$5,472.00	\$0.75
70	Not Evaluated	Artemesia-Southgate Townline	Grey Road 14	East End	Grey Highlands - Southgate	Gravel	699	7	Yes	7.24	3600.76	Rural	0-49	25	N/A	8	82	Satisfactory Condition	10	10	14	0	0	0	0	8	9	Routine Maintenance	Total Base Replacement + Nominal Shoulder / Ditch Repair	\$1,892.00	\$0.55	
983	Not Evaluated	Euphrasia-Holland Townline	Deviation Rd	Grey Road 29	Grey Highlands	High Class Bituminous	200	9	Yes	10	1460	Semi-Urban	50-199	125	N/A	7	86	Good Condition	16	19	10	15	8	8	9	10	0	0	Preventive Maintenance	Total Base Replacement + Nominal Shoulder / Ditch Repair	\$1,480.00	\$0.55
25	Evaluated	Albert St	Ellen St	Collingwood St	Fleisherton	High Class Bituminous	101	9	Yes	10	909	Semi-Urban	0-49	4	7	8	82	Satisfactory Condition	16	17	9	15	8	8	9	8	0	0	Preventive Maintenance	Slurry Seal	\$3,636.00	\$4.00
104	Evaluated	Kincardine St	Grey Road 4	Princes St	Priceville	High Class Bituminous	122	8	Yes	8	976	Semi-Urban	0-49	7	29	8	82	Satisfactory Condition	15	18	9	15	7	8	9	9	0	0	Preventive Maintenance	Slurry Seal	\$3,904.00	\$4.00
685	Evaluated	Ingils Dr	8th Concession B	North End Cul-de-Sac	Fewersham	High Class Bituminous	101	6.7	Yes	7.7	2018.2	Semi-Urban	0-49	80	16	8	84	Satisfactory Condition	15	19	9	15	8	7	10	9	0	0	Routine Maintenance	Crack Sealing	\$3,512.53	\$0.75
930	Evaluated	9th Line	Sideroad 22 B	Sideroad 22 B	Grey Highlands	High Class Bituminous	117	11	Yes	11	20383	Rural	50-199	94	N/A	9	86	Good Condition	16	19	10	15	8	8	10	9	0	0	Maintenance Gravel + Calcium Chloride	Crack Sealing	\$11,210.65	\$0.55
847	Evaluated	Sideroad 7B	Old Bailly Access	Old Bailly Access	Grey Highlands	Gravel	1813	6	No	8	14504	Rural	50-199	54	N/A	8	86	Good Condition	9	15	0	0	0	0	0	9	8	Routine Maintenance	Maintenance Gravel + Calcium Chloride	\$7,977.20	\$0.55	
852	Evaluated	Sideroad 7B	3rd Line A	Grey Highlands	Grey Highlands	Gravel	1308	7	Yes	9	11772	Rural	50-199	54	11	8	86	Good Condition	9	15	0	0	0	0	0	9	8	Routine Maintenance	Maintenance Gravel + Calcium Chloride	\$5,474.60	\$0.55	
459	Evaluated	15th Concession	35 Sd Rd	Grey Highlands	Grey Highlands	High Class Bituminous	12	7440	Urban	183	19	8	88	Good Condition	9	15	8	86	Good Condition	9	15	0	0	0	0	0	9	8	Routine Maintenance	Maintenance Gravel + Calcium Chloride	\$4,092.00	\$0.55
675	Evaluated	10th Concession	Osprey-Artemesia Townline	Victoria Cr	Grey Highlands	Gravel	1408	10	Yes	12	16896	Rural	50-199	182	19	8	88	Good Condition	9	12	0	0	0	0	0	9	9	Routine Maintenance	Maintenance Gravel + Calcium Chloride	\$9,292.80	\$0.55	
418	Evaluated	10th Concession	Road 41B	Road 45	Grey Highlands	Gravel	2060	8	Yes	10	20600	Rural	50-199	125	29	8	88	Good Condition	9	14	0	0	0	0	0	9	9	Routine Maintenance	Maintenance Gravel + Calcium Chloride	\$11,330.00	\$0.55	
746	Evaluated	10th Concession	Road 2	Grey Highlands	Grey Highlands	Gravel	2039	8	Yes	9	18351	Rural	50-199	149	24	8	88	Good Condition	9	14	0	0	0	0	0	9	9	Routine Maintenance	Maintenance Gravel + Calcium Chloride	\$10,093.05	\$0.55	
588	Evaluated	Main St E	End (50m South of Cambal Rd)	Glengarry St	Markdale	High Class Bituminous	200	7.1	Yes	7.1	1483.9	Semi-Urban	50-199	125	N/A	7	86	Good Condition	15	19	10	12	7	8	10	9	0	0	Routine Maintenance	Crack Sealing	\$3,113.83	\$0.75
388	Evaluated	Sideroad 22C	Iola St	Scotland St	Markdale	High Class Bituminous	119	6.8	Yes	7.05	809.2	Semi-Urban	50-199	125	N/A	7	88	Good Condition	17	20	9	14	8	9	10	10	0	0	Routine Maintenance	Crack Sealing	\$2,666.90	\$0.75
933	Evaluated	Quiet Valley Rd	Grey Road 7	Sideroad 19	Grey Highlands	Gravel	8	31208	Rural	200-499	201	29	8	88	Good Condition	16	20	9	10	0	0	0	0	0	10	6	Routine Maintenance	Maintenance Gravel + Calcium Chloride	\$17,645.40	\$0.55		
922	Evaluated	Sideroad 22A	11th Line	Grey Highlands	Grey Highlands	High Class Bituminous	2617	6.7	No	7.7	18873.9	Rural	50-199	150	31	9	88	Good Condition	17	18	9	15	8	9	10	8	0	0	Preventive Maintenance	Slurry Seal	\$75,496.60	\$4.00
399	Evaluated	Greenview Lane	Alton Spring St	Fleisherton	Markdale	High Class Bituminous	45	8.7	Yes	8.7	458	Semi-Urban	50-199	125	N/A	9	88	Good Condition	16	19	10	15	8	8	10	9	0	0	Routine Maintenance	Crack Sealing	\$4,042.40	\$0.75
441	Evaluated	Victoria Ave	Queen St	Armstrong Cr	Markdale	High Class Bituminous	131	7.2	Yes	7.2	943.2	Semi-Urban	50-199	150	6	8	88	Good Condition	16	20	9	15	7	9	10	10	0	0	Routine Maintenance	Crack Sealing	\$707.40	\$0.75
214	Evaluated	35 Sideroad	East Back Line	3rd Concession	Grey Highlands	High Class Bituminous	1653	6.7	No	8.7	11075.1	Rural	200-499	436	35	9	90	Good Condition	17	19	9	15	8	9	10	9	0	0	Routine Maintenance	Crack Sealing	\$8,306.33	\$0.75
65	Evaluated	35 Sideroad	4th Concession	Grey Highlands	Grey Highlands	High Class Bituminous	2053	6.7	No	8.7	13755.1	Rural	200-499	338	24	8	90	Good Condition	17	20	9	15	8	9	10	10	0	0	Routine Maintenance	Crack Sealing	\$10,316.33	\$0.75
581	Evaluated	Road 120	East Back Line	Road 120	Grey Highlands	High Class Bituminous	2042	6.7	No	8.7	13681.4	Rural	200-499	340	25	9	90	Good Condition	17	19	10	15	8	9	10	10	0	0	Routine			

Appendix D - Road Improvement Prioritization for All Roads (Sorted by Priority Rating with Adjustments for OCR <= 40)

Municipal ID	Evaluation Status	Road Name	Name From	Name To	Community	Surface Material	Road Length (m)	Road Width (m)	Adequate Road Width	Platform Width (m)	Surface Area (m ²)	Roadside Environment	AADT Range	AADT	Truck Traffic Percent	Ride Comfort Rating (OCR)	Overall Condition Rating (OCR)	OCR Class	Pavement Condition Rating (PCR)	Road Base Condition Rating (RBCR)	Priority Rating (PR)	Drainage Deficiency Rating (1-15)	Single Random Cracking	Distortion / Raveling / Surface Wear	Alligator Cracking (Incl. Potholing)	Wheel Track Rutting	Potholing / Breakup	Drainage / Ditching	Proposed Lifecycle Improvement	Proposed Improvement Type	Improvement Cost	Base Cost (m ³)
49	Evaluated	West Back Line	Road 130	Road 140	Grey Highlands	High Class Bituminous	2017	6.7	No	8.7	13513.9	Rural	0-49	30	12	9	92	Good Condition	17	20	5	15	8	9	10	10	0	0	Routine Maintenance	Crack Sealing	\$10,135.43	\$0.75
718	Evaluated	12th Concession B	Point Rd	Grey Rd 13	Grey Highlands	High Class Bituminous	1661	6.7	No	8.7	11128.7	Rural	200-499	371	15	9	94	Good Condition	18	20	5	15	9	9	10	10	0	0	No Maintenance Required	No Maintenance Required	\$0.00	\$0.00
732	Evaluated	12th Concession B	Taylor Rd	Point Rd	Grey Highlands	High Class Bituminous	836	6.7	No	8.7	5601.2	Rural	200-499	371	15	9	94	Good Condition	18	20	5	15	9	9	10	10	0	0	No Maintenance Required	No Maintenance Required	\$0.00	\$0.00
482	Evaluated	12th Concession B	Grey Road 2	Road 45	Grey Highlands	High Class Bituminous	2047	6.7	No	8.7	13714.9	Rural	200-499	300	N/A	9	94	Good Condition	18	20	5	15	9	9	10	10	0	0	No Maintenance Required	No Maintenance Required	\$0.00	\$0.00
470	Evaluated	Artemesia-Gleneig Townline	Concession 8	West Back Line	Grey Highlands	Low Class Bituminous	1678	6.7	No	8.7	11242.6	Rural	200-499	331	3	9	94	Good Condition	18	20	5	12	9	9	10	10	0	0	No Maintenance Required	No Maintenance Required	\$0.00	\$0.00
23	Evaluated	Artemesia-Gleneig Townline	Irish Lake Road	Pinewood Dr	Grey Highlands - West Grey	Low Class Bituminous	837	6.7	Yes	8.7	5607.9	Rural	200-499	331	3	9	94	Good Condition	18	20	5	9	9	9	10	10	0	0	No Maintenance Required	No Maintenance Required	\$0.00	\$0.00
195	Evaluated	Baseline	Grey Road 4	4th Concession	Grey Highlands	High Class Bituminous	1654	6.7	No	8.7	11081.8	Rural	200-499	279	13	9	94	Good Condition	18	20	5	15	9	9	10	10	0	0	No Maintenance Required	No Maintenance Required	\$0.00	\$0.00
578	Evaluated	George St	Toronto St N	Walker St	Markdale	High Class Bituminous	131	8.6	Yes	8.6	1126.6	Semi-Urban	200-499	237	6	9	94	Good Condition	18	20	5	12	9	9	10	10	0	0	No Maintenance Required	No Maintenance Required	\$0.00	\$0.00
607	Evaluated	George St	Walker St	Edith Ave	Markdale	High Class Bituminous	304	8.6	Yes	8.6	2614.4	Urban	200-499	300	N/A	9	94	Good Condition	18	20	5	15	9	9	10	10	0	0	No Maintenance Required	No Maintenance Required	\$0.00	\$0.00
554	Evaluated	Isola St	Aylgile St	McDuff St	Markdale	High Class Bituminous	145	8.6	Yes	8.6	1247	Urban	200-499	300	N/A	9	94	Good Condition	18	20	5	15	9	9	10	10	0	0	No Maintenance Required	No Maintenance Required	\$0.00	\$0.00
884	Evaluated	Pretty River Rd	Reid's Hill	Pretty River Road	Grey Highlands	Low Class Bituminous	82	6.7	No	6.7	549.4	Rural	200-499	300	N/A	9	94	Good Condition	18	20	5	15	9	9	10	10	0	0	No Maintenance Required	No Maintenance Required	\$0.00	\$0.00
136	Evaluated	Talisman Blvd	Kimberly Ct	Woodsheouse Ct	Grey Highlands	High Class Bituminous	163	6.7	Yes	8.7	1081.1	Semi-Urban	200-499	226	N/A	9	94	Good Condition	18	20	5	12	9	9	10	10	0	0	No Maintenance Required	No Maintenance Required	\$0.00	\$0.00
579	Evaluated	Walker St	George St	Cavan St	Markdale	High Class Bituminous	98	6	Yes	6	588	Urban	200-499	300	N/A	9	94	Good Condition	18	20	5	15	9	9	10	10	0	0	No Maintenance Required	No Maintenance Required	\$0.00	\$0.00
880	Not Evaluated	Sideroad 10C	Grey Road 7	West End	Grey Highlands	Gravel	802	6	No	7	5614	Rural	0-49	25	N/A	9	92	Good Condition			5	12	0	0	0	0	10	7	Routine Maintenance	Total Base Replacement + Nominal Shoulder / Ditch Repair	\$3,088.00	\$0.55
910	Not Evaluated	Sideroad 16C	Grey Road 7	Dead End	Grey Highlands	Gravel	238	6	No	8	1904	Rural	0-49	25	N/A	9	92	Good Condition			5	15	0	0	0	0	9	10	Routine Maintenance	Total Base Replacement + Nominal Shoulder / Ditch Repair	\$1,047.00	\$0.55
513	Evaluated	Centre St	Mark St W	Main St W	Markdale	High Class Bituminous	158	5.9	No	5.9	932.7	Urban	0-49	12	13	10	92	Good Condition	16	20	4	15	8	8	10	10	0	0	Routine Maintenance	Crack Sealing	\$699.15	\$0.75
778	Evaluated	12th Concession B	Road 41B	Osprey-Artemesia Townline	Grey Highlands	High Class Bituminous	2043	9	Yes	11	18387	Rural	50-199	75	16	9	94	Good Condition	18	20	4	12	9	9	10	10	0	0	No Maintenance Required	No Maintenance Required	\$0.00	\$0.00
853	Evaluated	3rd Line A	Sideroad 7B	Artemesia-Euphrasia Townline	Grey Highlands	Gravel	3708	9	Yes	10	37080	Rural	50-199	121	24	8	94	Good Condition	18	20	4	12	0	0	0	0	10	9	Routine Maintenance	Maintenance Gravel + Calcium Chloride	\$20,394.00	\$0.55
845	Evaluated	Amik Crt	Talisman Blvd	North End Cul-de-Sac	Grey Highlands	High Class Bituminous	291	6.7	Yes	8.7	1949.7	Semi-Urban	0-49	38	27	9	94	Good Condition	18	20	4	12	9	9	10	10	0	0	No Maintenance Required	No Maintenance Required	\$0.00	\$0.00
571	Evaluated	Cavan St	Walker Street	East End (Gate)	Markdale	High Class Bituminous	99	6	Yes	6	594	Rural	50-199	125	N/A	9	94	Good Condition	18	20	4	15	9	9	10	10	0	0	No Maintenance Required	No Maintenance Required	\$0.00	\$0.00
511	Evaluated	Eliza St	Victoria St	South End	Markdale	High Class Bituminous	216	5.3	No	5.3	1188	Semi-Urban	50-199	77	0	9	94	Good Condition	18	20	4	15	9	9	10	10	0	0	No Maintenance Required	No Maintenance Required	\$0.00	\$0.00
622	Evaluated	Lawler Dr	Brackenbury St	Brackenbury St	Markdale	High Class Bituminous	246	7.4	Yes	7.4	1820.4	Semi-Urban	50-199	125	N/A	9	94	Good Condition	18	20	4	15	9	9	10	10	0	0	No Maintenance Required	No Maintenance Required	\$0.00	\$0.00
406	Evaluated	McDuff St	North End	Lorne St	Markdale	High Class Bituminous	204	7.3	Yes	7.3	1489.2	Urban	50-199	125	N/A	9	94	Good Condition	18	20	4	15	9	9	10	10	0	0	No Maintenance Required	No Maintenance Required	\$0.00	\$0.00
564	Evaluated	Peters Cres (East Leg)	0.6 km north of 8th Concession	Peters Cres West Leg	Grey Highlands	Low Class Bituminous	506	10	Yes	12	5060	Semi-Urban	50-199	72	12	9	94	Good Condition	18	20	4	10	9	9	10	10	0	0	No Maintenance Required	No Maintenance Required	\$0.00	\$0.00
573	Evaluated	Peters Cres (North Leg)	1.1 km north of 8th Concession	North End Cul-de-Sac	Grey Highlands	Low Class Bituminous	85	8	Yes	10	680	Semi-Urban	50-199	125	N/A	9	94	Good Condition	18	20	4	12	9	9	10	10	0	0	No Maintenance Required	No Maintenance Required	\$0.00	\$0.00
563	Evaluated	Peters Cres (West Leg)	0.6 km north of 8th Concession	Peters Cres East Leg	Grey Highlands	Low Class Bituminous	599	10	Yes	12	5990	Semi-Urban	50-199	72	12	9	94	Good Condition	18	20	4	12	9	9	10	10	0	0	No Maintenance Required	No Maintenance Required	\$0.00	\$0.00
690	Evaluated	Point Rd	Baragar Rd	Stanley Dr	Grey Highlands	High Class Bituminous	573	6.7	Yes	8.7	3699.1	Semi-Urban	50-199	120	17	9	94	Good Condition	18	20	4	15	9	9	10	10	0	0	No Maintenance Required	No Maintenance Required	\$0.00	\$0.00
707	Evaluated	Point Rd	Whittaker Way	Baragar Rd	Grey Highlands	Low Class Bituminous	301	6.7	Yes	8.7	2016.7	Semi-Urban	50-199	132	7	9	94	Good Condition	18	20	4	15	9	9	10	10	0	0	No Maintenance Required	No Maintenance Required	\$0.00	\$0.00
719	Evaluated	Point Rd	12th Concession	Whittaker Way	Grey Highlands	High Class Bituminous	259	6.7	Yes	8.7	1795.3	Semi-Urban	50-199	88	10	9	94	Good Condition	18	20	4	15	9	9	10	10	0	0	No Maintenance Required	No Maintenance Required	\$0.00	\$0.00
497	Evaluated	Queen St	Victoria St	0.09 km south of Victoria Rd	Markdale	High Class Bituminous	83	6.5	Yes	6.5	604.5	Urban	50-199	125	N/A	9	94	Good Condition	18	20	4	15	9	9	10	10	0	0	No Maintenance Required	No Maintenance Required	\$0.00	\$0.00
507	Evaluated	Queen St	Victoria Ave	Mark St W	Markdale	High Class Bituminous	104	7.3	Yes	7.3	759.2	Urban	50-199	125	N/A	9	94	Good Condition	18	20	4	15	9	9	10	10	0	0	No Maintenance Required	No Maintenance Required	\$0.00	\$0.00
280	Evaluated	Road 63	Centre Line B	3rd Concession	Grey Highlands	High Class Bituminous	2070	6.7	No	8.7	13869	Rural	50-199	66	19	9	94	Good Condition	18	20	4	15	9	9	10	10	0	0	No Maintenance Required	No Maintenance Required	\$0.00	\$0.00
862	Not Evaluated	Reid's Hill (South Leg)	Pretty River Rd	Reid's Hill	Grey Highlands	Gravel	48	8	Yes	8	384	Rural	50-199	125	N/A	7	94	Good Condition			4	15	0	0	0	0	10	10	Routine Maintenance	Total Base Replacement + Nominal Shoulder / Ditch Repair	\$0.00	\$0.55
589	Evaluated	Bradley St	Cambral Rd	East End	Markdale	High Class Bituminous	46	7.1	Yes	7.1	326.5	Semi-Urban	0-49	25	N/A	9	94	Good Condition	18	20	3	15	9	9	10	10	0	0	No Maintenance Required	No Maintenance Required	\$0.00	\$0.00
846	Evaluated	Kimberley Crt	Talisman Blvd	North End Cul-de-Sac	Grey Highlands	High Class Bituminous	266	6.7	Yes	7.7	1782.2	Semi-Urban	0-49	25	N/A	9	94	Good Condition	18	20	3	15	9	9	10	10	0	0	No Maintenance Required	No Maintenance Required	\$0.00	\$0.00
505	Evaluated	Peters Cres	8th Concession	0.6 km north of 8th Concession	Grey Highlands	High Class Bituminous	593	10	Yes	12	5930	Semi-Urban	0-49	13	N/A	9	94	Good Condition	18	20	3	10	9	9	10	10	0	0	No Maintenance Required	No Maintenance Required	\$0.00	\$0.00
391	Evaluated	Queen St	0.09 km south of Victoria Rd	South End	Markdale	High Class Bituminous	57	6.2	Yes	6.2	353.4	Semi-Urban	0-49	25	N/A	9	94	Good Condition	18	20	3	15	9	9	10	10	0	0	No Maintenance Required	No Maintenance Required	\$0.00	\$0.00
842	Evaluated	Talisman Blvd	Amik Ct	West End Cul-de-Sac	Grey Highlands	High Class Bituminous	244	6.7	Yes	8.7	1634.8	Semi-Urban	0-49	25	N/A	9	94	Good Condition	18	20	3	12	9	9	10	10	0	0	No Maintenance Required	No Maintenance Required	\$0.00	\$0.00
471	Evaluated	West Back Line	Artemesia-Gleneig Townline	Road 120	Grey Highlands	High Class Bituminous	1441	7.3	Yes	9.3	11979.3	Rural	0-49	26	6	9	94	Good Condition	18	20	3	15	9	9	10	10	0	0	No Maintenance Required	No Maintenance Required	\$0.00	\$0.00
851	Evaluated	Woodsheouse Crt	Talisman Blvd	North End Cul-de-Sac	Grey Highlands	High Class Bituminous	281	6.7	Yes	8.7	1882.7	Semi-Urban	0-49	25	N/A	9	94	Good Condition	18	20	3	10	9	9	10	10	0	0	No Maintenance Required	No Maintenance Required	\$0.00	\$0.00
492	Evaluated	10th Concession	Road 63	Grey Road 31	Grey Highlands	High Class Bituminous	4111	6.7	No	8.7	27543.7	Rural	50-199	80	27	9	96	Good Condition	19	20	3	15	9	10	10	10	0	0	No Maintenance Required	No Maintenance Required	\$0.00	\$0.00
1009	Evaluated	Euphrasia-St Vincent Townline	7th Line	Grey Road 7	Grey Highlands - Meaford	High Class Bituminous	2734	6.7	No	7.7	18317.8	Rural	50-199	61	13	9	96	Good Condition	19	20	3	15	9	10	10	10	0	0	No Maintenance Required	No Maintenance Required	\$0.00	\$0.00
705	Evaluated	Wellington St	Mill Bridge Road	East End	Peversham	High Class Bituminous	166	6.7	Yes	7.2	1112.2	Semi-Urban	50-199	111	3	9	96	Good Condition	19	20	3	15	9	10	10	10	0	0	No Maintenance Required	No Maintenance Required	\$0.00	\$0.00
667	Not Evaluated	Artemesia-Euphrasia Townline	East Back Line	0.19 km west of East Back Line	Grey Highlands	Gravel	193	5	No	6	1158	Rural	0-49	25	N/A	10	94	Good Condition			3	10	0	0	0	0	9	10	Routine Maintenance	Total Base Replacement + Nominal Shoulder / Ditch Repair	\$637.00	\$0.55
641	Not Evaluated	Artemesia-Euphrasia Townline	Euphrasia-Holland Townline	0.19 km west of East Back Line	Grey Highlands	Gravel	1042	7	Yes	8	15536	Rural	0-49	25	N/A	10	94	Good Condition			3	10	0	0	0	0	9	10	Routine Maintenance	Total Base Replacement + Nominal Shoulder / Ditch Repair	\$8,545.00	\$0.55
263	Not Evaluated	3rd Line	Euphrasia-St Vincent Townline	178m S. of Euphrasia-St Vincent Townline	Grey Highlands	Gravel	178	No	No	0	0	Rural	200-499	213	N/A	10	94	Good Condition			3	10	0	0	0	0	9	10	Routine Maintenance	Total Base Replacement + Nominal Shoulder / Ditch Repair	\$8,545.00	\$0.55
9999	Not Evaluated	Edgar St	Artemesia-Southgate Townline	Edgar St	Southgate	Gravel	160	Yes	0	0	0	Semi-Urban	0-49	0	10	94	Good Condition			3	10	0	0	0	0	9	10	Routine Maintenance	Total Base Replacement + Nominal Shoulder / Ditch Repair	\$8,545.00	\$0.55	
9999	Not Evaluated	Elder St	Edgar Street	End	Southgate	Gravel	89	Yes	0	0	0	Semi-Urban	0-49	0	10</																	

